

TELESCOPIC HANDLERS



EN CONSTRUCTION



LIFTS YOUR BUSINESS UP



FULL ELECTRIC: TOTAL TECHNOLOGICAL INNOVATION	4
TELESCOPIC HANDLERS	6
• Faresin lifts your business up	8
• High level performance guaranteed over time	9
• Queen Cab: comfort, visibility and ergonomics	10
• Stage V engines: power and reliability	12
• Transmissions: full control and reliability	13
• Intelligent hydraulics	16
• Extraordinary strenght	17
• Lifting heights for each need	18
TECHNICAL SHEETS	20
• Electric range	20
• Small range	22
• Compact range	24
• Middle range	26
• Heavy duty range	28
• Big range	30
LOAD DIAGRAMS	32
ACCESSORIES	34
TECHNOLOGY 4.0 APPLIED TO FARESIN RANGE	36
AFTER SALES PROGRAM	38
ORIGINAL SPARE PARTS AND LUBRICANTS	39

FULL ELECTRIC: TOTAL TECHNOLOGICAL INNOVATION

The Faresin Industries R&D centre, after years of research, has developed this innovative machine on the same chassis as the telescopic handler 6.26. The fact that it has zero CO2 emissions allows for it to be used even in closed environments, such as warehouses, logistics areas and agricultural activities, improving the level of comfort and safety in the workplace.

The low noise level allows for it to operate in workplaces and environments where the use of combustion engines is not recommended. These technical solutions are perfectly in line with new green technology which aim to reduce impact on the environment in the future.

The telescopic handler Full Electric 6.26 can be used in any operating condition thanks to its practicality and its all-wheel drive.

The product is completely made in Italy, designed in collaboration with Universities and Professional Schools located in the area around Faresin facilities, guaranteeing full focus on innovation.





GREEN TECHNOLOGY

Thanks to its services and electric drive unit, the CO2 emissions can be considered zero.



3 TYPES OF RECHARGING

Use Fast charging and reduce the recharge time during the work cycle. Use classic charging at night. Standard on-board charger placed inside the machine.



CHEAP

Simple and cheap maintenance like that of an electric motor.



SILENT AND EFFECTIVE

The same performance as a conventional telescopic handler 6.26 without the noise of a combustion engine.



FIELDS OF USE

The Faresin electric telescopic handler is suitable for any type of application where the use of a combustion engine would be limited.



BUILDING AND SHIPBUILDING

- Historical centres
- Indoors (Fairs, events)
- Logistics
- Rental



AGRICULTURE AND LIVESTOCK

- Farming
- Organic agriculture
- IV Range
- Greenhouses and Garden Centres



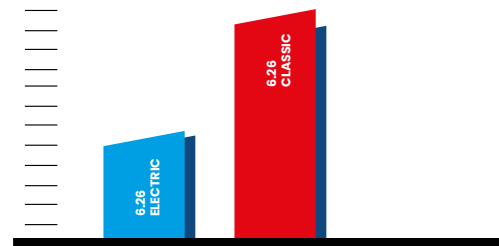
IDEAL FOR ECO-FRIENDLY INTERVENTIONS

Ideal for rental service for jobs that require environmental impact assessment and sustainability.



OPERATING COSTS -60%

The greater investment in the purchase phase is amortized on average after about 2 years of work.



TELESCOPIC HANDLERS



ELECTRIC RANGE (2,6 ton / 6 m) FULL ELECTRIC

1 MODEL



6.26 FULL ELECTRIC



SMALL RANGE (2,6 ton / 6 m) CLASSIC 52

1 MODEL



6.26



COMPACT RANGE (3 ton / 7-9 m) CLASSIC 55 | CLASSIC 74 | HLS 55 | HLS 74

2 MODELS



7.30C



9.30C



MIDDLE RANGE (3,5-4,5 ton / 7-11 m) CLASSIC 55 | CLASSIC 74 | HLS 74

4 MODELS



7.35



7.45



8.40



11.35



HEAVY DUTY RANGE (6-7 ton / 9-10 m) CLASSIC 74 | HLS 74

3 MODELS



9.60



9.70



10.65



BIG RANGE (4-4,5 ton / 14-17 m) CLASSIC 55 | CLASSIC 74

3 MODELS



14.42



17.40



17.45

OUR NUMBERS

6

DIFFERENT
RANGES

34

DIFFERENT
CONFIGURATIONS



1

QUEEN CAB:
COMFORT,
VISIBILITY AND
ERGONOMICS

P.10

2

STAGE V
ENGINES:
POWERFUL
AND RELIABLE

P.12

3

TRANSMISSIONS:
FULL CONTROL
AND RELIABILITY

P.13

4

INTELLIGENT
HYDRAULICS

P.16

5

EXTRAORDINARY
STRENGTH

P.17

6

LIFTING HEIGHTS
FOR EACH
NEED

P.18

FARESIN LIFTS YOUR BUSINESS UP



Since its inception, Faresin has had the construction sector as its core business. This peculiarity, perhaps unique among telehandler manufacturers, has had as a direct consequence the development and finalizing of highly reliable machines and, above all, with high performance. Furthermore, to meet the needs of the construction sector, the company has planned to create customized machines with specific functions: bucket mode, constant flow, creep mode. These are just some examples of the possibilities offered by Faresin machines to their customers.

MOVING

The telescopic handler is the ideal equipment for moving and handling various types of material inside the building site. Frame and boom in special steel, welded by robotic systems, guarantee strength and sturdiness.

LIFT

Lifting all kinds of materials with the telescopic handler is not a problem: specific accessories meet all the needs of a construction market (forks, hoists, buckets). Quick coupler to speed up attachment of various accessories.

LOAD

The high load capacity and the particular agility of movement makes the Faresin telescopic handler particularly suitable for loading operations.

PULL

Specific versions and accessories allow towing trailers even on the road.

HIGH LEVEL PERFORMANCE GUARANTEED OVER TIME

Control, precision and maneuverability: makes it easier to raise and move any type of material in all conditions. A range that offers models with boom lengths from 6 to 17 meters with lifting capacity from 2.6 to 7 tons, always with the right solution for every type of job. With an innovative industrial approach, Faresin is able to set up each model in various configurations, with different options and performances but ensuring the same maximum comfort and effectiveness.



REDUCED CONSUMPTION

The small 55,4 kW engine (a 3.6 litre High Torque version) is the technological innovation at the core of the new models, Middle and Big ranges. In these configurations in fact, the available power has been exploited as rationally as possible, avoiding waste and oversizing without limiting performance. In a hydrostatic transmission, the mechanical power is not directly transmitted to the wheels and can therefore be best exploited if combined with intelligent machine control. The result: fast, ecological and efficient machines with an average hourly fuel consumption of just 3.5l/h, without the use of AdBlue.



TRANSMISSION PERFORMANCE

The new transmissions allow various driving modes: Drive (for maximum performance), Eco (to minimise consumption and noise), Creep (to decouple the engine speed from the machine movement speed) and Handling (for greater precision of operations).



REDUCED CYCLE TIMES

The new hydraulic systems with LS (Load Sensing) technology, in conjunction with the regenerative valves, offer high performance levels, allowing significantly reduced cycle times even at low diesel engine speeds, all to the advantage of fuel savings.



QUEEN CAB: COMFORT, VISIBILITY AND ERGONOMICS



The driver's cab of a telescopic handler is the operator's workstation for many hours a day. For this reason, Faresin is committed to the design and development of increasingly better solutions in terms of comfort, visibility and safety (ROPS, FOPS and ANSI certified cab).



ELECTRO-PROPORTIONAL MECHANICAL JOYSTICK

Standard joystick for CLASSIC versions:

- ▶ Mechanical proportional hydraulic system
- ▶ Ergonomic wrist rest
- ▶ Multifunctional
- ▶ Integrated FNR control
- ▶ Mechanical / proportional distributor
- ▶ Mechanically controlled lifting and slewing movements
- ▶ Electro-proportional control of auxiliaries and extension movements
- ▶ Gear service pump (80-120 l/min)



ELECTRO-PROPORTIONAL HYDRAULIC JOYSTICK

Electro-proportional hydraulic multi-function joystick available standard in versions HLS:

- ▶ Proportional hydraulic system
- ▶ Ergonomic wrist rest
- ▶ Multifunctional
- ▶ Integrated FNR control
- ▶ Flow sharing distributor, hydraulic / proportional
- ▶ Load Sensing system
- ▶ Proportional hydraulic control of lifting and slewing movements
- ▶ Electro-proportional control of auxiliaries and extension movements
- ▶ Variable displacement load sensing piston service pump (152-180 l/min)



ERGONOMICS AND VISIBILITY

Queen Cab is designed to offer the best in ergonomics and visibility. The cab is equipped with an ergonomic seat with adjustable armrests and steering wheel to maximize operational efficiency. The new control panel allows everything to be kept under control while the new multi-function joystick ensures the millimetre precision of boom movements.



360° VISIBILITY

The engineered Queen Cab design, with anti-glare glass and extended windscreen, combines maximum operator visibility with a significant reduction in blind spots.



MORE ERGONOMIC, MORE COMFORTABLE

The wrist rest integrated into the Joystick relieves muscular tension in the operator's arm, allowing full control of the main machine functions in maximum comfort.



VENTILATION SYSTEM

An air conditioning, heating and ventilation system designed to work perfectly 365 days of the year. Easy regulation to find the right temperature for your working needs, in all conditions.



EVERYTHING UNDER CONTROL

Dashboard with colour LCD multi-function intuitive display. The immediate viewing of all parameters allows the operator to identify operating needs in real time. The operator can rely on faster and more efficient service and maintenance management.



STANDARD FIT-OUT


- ▣ Document pockets
- ▣ Bottle holder
- ▣ Flashing light
- ▣ Door with split openable glass
- ▣ Heating and ventilation



MAIN OPTIONALS

- ▣ Front safety grill
- ▣ Front and rear LED work lights with high lighting capacity
- ▣ Upper rear wiper
- ▣ Pneumatic suspension seat
- ▣ Air conditioning

STAGE V ENGINES: POWER AND RELIABILITY



Faresin telehandlers are equipped with new Yanmar (51.7 kW) and Deutz (55.4, 74.4 and 100 kW) engines compliant with Stage V regulations capable of ensuring excellent power and reduced fuel consumption, on top of the best exploitation of the torque level which maximizes efficiency and durability. The longitudinal arrangement of the engine allows a fast accessibility for maintenance and gives the machine an optimal operational stability.

STAGE V ENGINES

Post-treatment of exhaust gases with DOC and DPF systems for all powers. The 74.4 and 100 kW versions also use the SCR system with AdBlue.

AIR FILTER

The air filter is equipped with a dust ejector system and a cyclone pre-filter, which significantly reduce maintenance work, guaranteeing maximum efficiency of the diesel engine.

CLEAN AND EFFICIENT

Optional reversible fan, manual or automatic operated. Positioned inside the engine compartment it keeps the radiating surfaces cleaned even in tough working conditions with extreme high temperatures.

The angle of inclination of the blades is variable according to the operating temperature in order to keep low power absorption and fuel consumption.

RADIATING SURFACE

Large radiating surface designed to guarantee maximum engine efficiency in the most heavy use and at the highest temperatures.

ENGINE HOOD

Hood specifically designed to facilitate the best possible air flow.

TRANSMISSIONS: FULL CONTROL AND RELIABILITY

HYDROSTATIC TRANSMISSION WITH ELECTRONIC CONTROL

CLASSIC

- Single speed hydrostatic transmission, allowing a speed from 0-30 km/h; for easy manoeuvring with materials in the work area.
- Hydrostatic transmission with 2-speed mechanical gearbox, allowing a speed of up to 40 km/h and different speed ranges for all types of work. Standard in the Compact range.



Maximum transmission performance.



Reduction of consumption in long transfers for the Compact, Middle, Heavy Duty and Big ranges.



Speed limited to 15 km / h and softer accelerator response curve for handling operations in the Heavy Duty and Big ranges.



THE MOST SOPHISTICATED HYDROSTATIC TRANSMISSION

HLS

Hydrostatic transmission with 2-speed mechanical gearbox, which allows a speed of 40 km/h and the possibility to chose the right speed for each type of work and to use large buckets.



Maximum transmission performance up to 40 km/h.



Reduction of consumption during transfers up to 40 km/h.



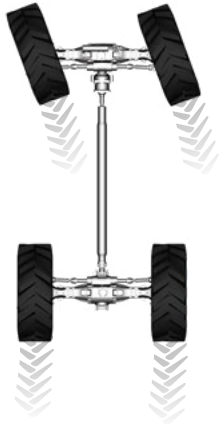
Speed limited to 15 km/h and softer accelerator response curve for handling operations, available for the Heavy Duty range.



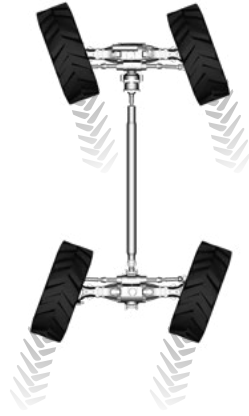
Driving mode which makes it possible to have engine rpm independent from the vehicle velocity. Suitable for the optimal management of equipment such as sweepers or snow turbines. For Compact, Middle, Heavy Duty ranges.



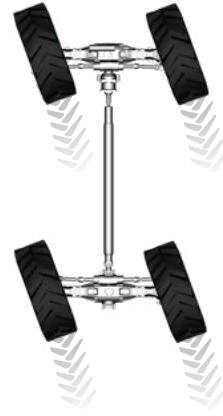
4-DRIVING WHEELS+ 3 STEERING SYSTEMS



2 front steering wheels to guarantee road safety.



4 steering wheels for maneuvers in reduced spaces.



Crab steering for side approaches and delicate manoeuvres.



AXLES

- ▣ 45% limited slip type differential on front axle
- ▣ OPEN type differential on rear axle
- ▣ Internal disk brakes in oil bath for longer life
- ▣ SAHR (Spring-Applied, Hydraulic-Release) emergency brakes and parking with hydraulic negative actuation
- ▣ Side leveling that ensures maximum lifting and safety capacity on all types of terrain. Standard on Heavy Duty and Big Range
- ▣ Possibility of locking the rear axle to increase stability and bearing capacity on the wheels, optional on the Big Range

INCHING MODE

The Inching function integrated in the brake pedal, standard on the whole range, allows the management and control of the forward speed in the most delicate handling operations.

INTELLIGENT HYDRAULICS



The hydraulic system designed by Faresin allows maximum performance in different uses both for the standard versions up to the top of the range. The system delivers a significant reduction in cycle times and consequent reduction in consumption and costs.



ECOFAST VALVE

The EcoFast regenerative valve, standard in the Compact and Middle ranges with LS pump (in HLS configuration), allows you to work with high boom speed at the minimum rpm of the diesel engine, saving fuel and reducing work cycle times.



REGENERATING VALVE UP HILL

The Heavy Duty range in versions with LS system (in HLS configuration) uses regenerative system technology.

This technology regenerates the oil emerging from the lifting cylinder while the boom is rising, adding it to the oil in circulation in the pump.

This process significantly reduces the boom lifting time in all operating conditions, especially at low diesel engine speeds and substantially reduces fuel consumption and cycle times (Tc) by up to 60% with respect to machines not equipped with this technology.



SPEED FIRST

The EcoFast valve allows to:

- ▶ regenerate the oil leaving the lifting cylinder during the descent of the boom, adding it to the flow generated by the pump
- ▶ the boom to be slowed when the anti-tipping system is in pre-alarm conditions, with the BLC (Bumpless Control) function
- ▶ guaranteed absorption of the shock derived from sudden boom stops with the BLC (Bumpless Control) function

EXTRAORDINARY STRENGTH



The configuration of the monoblock frame ensures a low barycentre, thus offering increased stability. Its modular structure offers the machine high-level resistance to torsion in all conditions.



ROBUST FRAME MADE IN STEEL S355



DURABILITY EVEN IN THE MOST EXTREME WORK CONDITIONS



FULLY WELDED BY ROBOTIC SYSTEMS TO ENSURE THE HIGHEST QUALITY

LIFTING HEIGHTS FOR EACH NEED



The telescopic boom made in steel S420 is hinged to the chassis in the low position. For maximum visibility during loading operations and better weight distribution. Models with one or more extensions allow to reach heights up to 17 meters.

- ▶ Reinforcement plates in the points most subject to stress
- ▶ Boom with up to 3 telescopic sections
- ▶ Durability even in the most extreme work conditions
- ▶ The boom suspension (optional) increases comfort and safety during road transfers with loads.



EASY MAINTENANCE

Routine maintenance on components are mandatory in order to maintain machine performance and reliability unaltered over time. The simplicity of execution and accessibility of components are synonymous with efficiency and savings.



CENTRALISED LUBRICATION

The centralised greasing system (optional) allows the main operating points to be lubricated every time the machine is switched on.



EXTENSION DRIVE SYSTEM

Two types available: a chain type for versions with 2 or more extensions and a piston type for the single extension version.



DURABILITY

Specific technical solutions and the use of materials suitable to guarantee reliability over time.



 **STRENGTH BOOM**



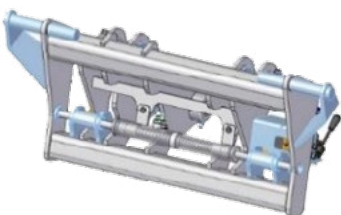
Strength boom, in steel, welded by robotised systems.

 **SWING**




155° tilting for small and compact range: the highest of its category.

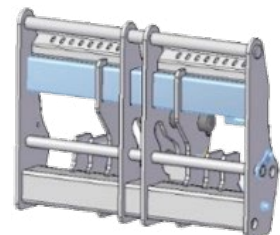
ACCESSORY HOLDER



Euro Type



Faresin Type



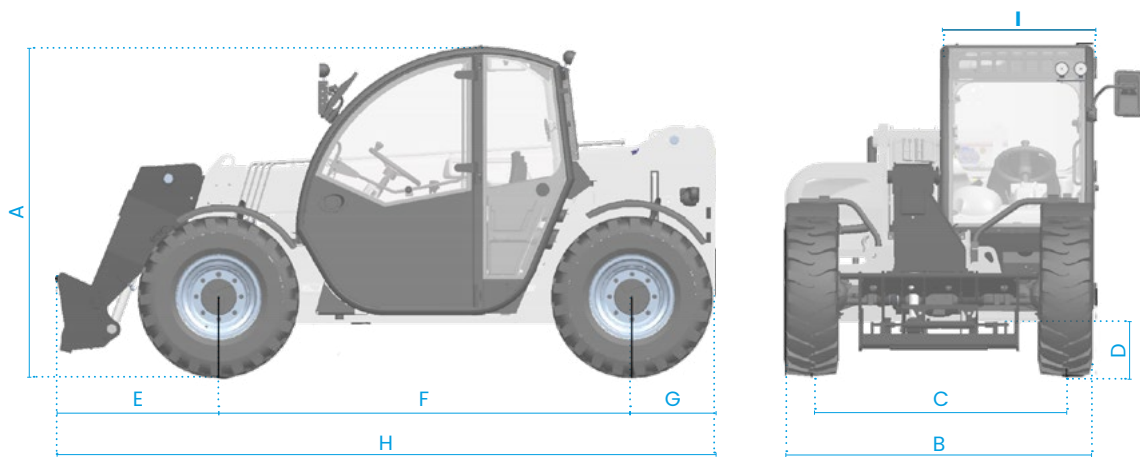
Faresin Heavy Duty Type

ELECTRIC RANGE TECHNICAL SHEETS

CONFIGURATIONS	FULL ELECTRIC
Transmission	electric
Speed (km/h)	12
Engine (kW/hp)	transmission 15 kW - hydraulic services 10 kW
Service pump	gear 80l/min@230 bar
Joystick	mechanical-electro proportional
Cabin	Queen Cab
Quick coupling	<input type="radio"/>
Front and rear LED lights	<input type="radio"/>
Floating boom	<input type="radio"/>
Boom suspension	<input type="radio"/>
Manual 6-way diverter	<input type="radio"/>
PEB (Boom Electric Socket)	<input type="radio"/>
Front constant flow	<input type="radio"/>
Tyres 12-16,5	<input checked="" type="radio"/>
Tyres 12,5-18	<input type="radio"/>
Tyres 435/50 19.5	<input type="radio"/>
Turning radius (m)	3,25
Bucket mode	<input checked="" type="radio"/>

BATTERIES	FULL ELECTRIC
Lithium battery	80 V
Rated capacity	Standard 300 Ah (Optional 400 Ah)
Standard charging time (220 V) 0-100%	Standard 13 h (Optional 16 h)
Fast charging time (400 V) 0-100%	Standard 2,5 h (Optional 3,5 h)
External charging time (400 V) 0-100%	Standard 5 h (Optional 6,5 h)
Duration with continuous operations	Standard 3 h (Optional 4 h)
Duration with discontinuous operations	Standard 6 h (Optional 8 h)

● Standard ○ Optional



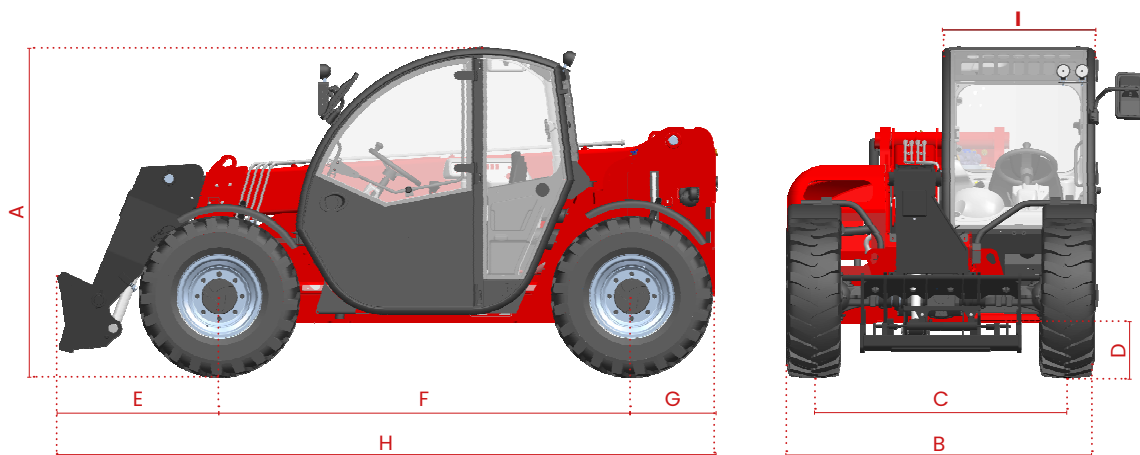
SPECIFICATIONS		FULL ELECTRIC
[A] Height	mm	1935
[B] Width	mm	1890
[C] Gauge	mm	1550
[D] Ground clearance	mm	220
[E] Front overhang	mm	990
[F] Pitch	mm	2525
[G] Rear overhang	mm	520
[H] Length	mm	4035
[I] Cabin width	mm	960
WEIGHT		
Unladen weight	kg	4800
DETAILS		
Number of extracting sections	nr	1
Max capacity	kg	2600
Max lifting height	m	5,9
Max horizontal boom extension	m	3,2
Boom extension at max height	m	0,3
Swinging Angle	°	155
TANK CAPACITY		
Hydraulic oil tank	l	80
CONNECTION FOR EQUIPMENT		
FH		●
EURO		○

NOTE: All dimensions defined on model with wheels 12-16,5

SMALL RANGE TECHNICAL SHEETS

CONFIGURATIONS	CLASSIC 52
Transmission	hydrostatic single gear
Speed (km/h)	30
Engine (kW/hp)	Yanmar 51,7/69,3 Stage V
Aftertreatment system	DOC + DPF
Service pump	gear 80l/min@230 bar
Drawbar pull (daN)	3530
Joystick	mechanical-electro proportional
Cabin	Queen Cab
Quick coupling	<input type="radio"/>
Electro-proportional double acting rear hydraulic connection	<input type="radio"/>
Front and rear LED lights	<input type="radio"/>
Pneumatic / hydraulic trailer brake	<input type="radio"/>
Rear trailer lights socket	<input type="radio"/>
6 t fixed tow hook	<input type="radio"/>
Engine water pre-heating	<input type="radio"/>
Air conditioning	<input type="radio"/>
Floating boom	<input type="radio"/>
Boom suspension	<input type="radio"/>
Manual 6-way diverter	<input type="radio"/>
PEB (Boom Electric Socket)	<input type="radio"/>
Creeper	<input type="radio"/>
Front constant flow	<input type="radio"/>
Tyres 12-16,5	<input checked="" type="radio"/>
Tyres 12,5-18	<input type="radio"/>
Tyres 435/50 19.5	<input type="radio"/>
Turning radius (m)	3,25
Bucket mode	<input checked="" type="radio"/>

● Standard ○ Optional



SPECIFICATIONS

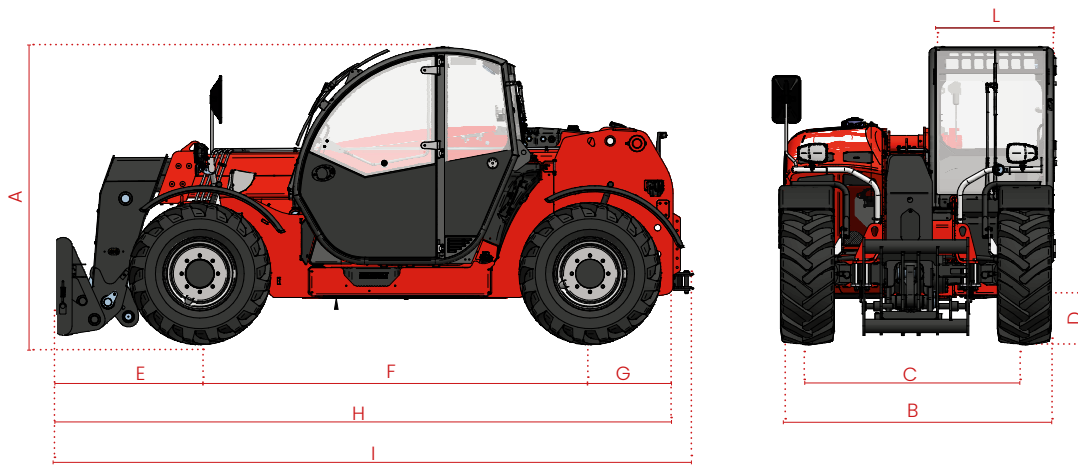
		6.26
[A] Height	mm	1935
[B] Width	mm	1890
[C] Gauge	mm	1550
[D] Ground clearance	mm	220
[E] Front overhang	mm	990
[F] Pitch	mm	2525
[G] Rear overhang	mm	520
[H] Length	mm	4035
[I] Cabin width	mm	960
WEIGHT		
Unladen weight	kg	4700
DETAILS		
Number of extracting sections	nr	1
Max capacity	kg	2600
Max lifting height	m	5,9
Max horizontal boom extension	m	3,2
Boom extension at max height	m	0,3
Swinging Angle	°	155
TANK CAPACITY		
Hydraulic oil tank	l	80
Diesel tank	l	70
CONNECTION FOR EQUIPMENT		
FH		●
EURO		○

NOTE: All dimensions defined on model with wheels 12-16,5

COMPACT RANGE TECHNICAL SHEETS

CONFIGURATIONS	CLASSIC 55	CLASSIC 74	HLS 55	HLS 74
Transmission	hydrostatic two mechanical	hydrostatic two mechanical	hydrostatic two mechanical	hydrostatic two mechanical
Speed (km/h)	40	40	40	40
Engine (kW/hp)	Deutz Stage V 55,4/75,3	Deutz Stage V 74,4/101	Deutz Stage V 55,4/75,3	Deutz Stage V 74,4/101
Aftertreatment system	DOC + DPF	DOC + DPF + SCR	DOC + DPF	DOC + DPF + SCR
Service pump	gears pump 120 l/min@230bar	gears pump 120 l/min@230bar	LS piston pump 152 l/min@250bar	LS piston pump 152 l/min@250bar
Drawbar pull (daN)	4600	4600	4200	4200
Jostick	mechanical-electro proportional	mechanical-electro proportional	hydraulic-electro proportional	hydraulic-electro proportional
Cabin	Queen Cab	Queen Cab	Queen Cab	Queen Cab
Quick coupling	○	○	○	○
Electro-proportional double acting rear hydraulic connection	○	○	●	●
Front and rear LED lights	○	○	○	○
Pneumatic / hydraulic trailer brake	○	○	○	○
Rear trailer lights socket	○	○	●	●
6 t fixed tow hook	○	○	●	●
Engine water pre-heating	○	○	○	○
Air conditioning	○	○	○	○
Ecofast Valve	-	-	●	●
Floating boom	○	○	○	○
Boom suspension	○	○	○	○
Manual 6-way diverter	○	○	○	○
PEB (Boom Electric Socket)	○	○	○	○
Creeper	○	○	●	●
Front constant flow	○	○	○	○
Tyres 405/70 20	●	●	○	○
Tyres 405/70 24	○	○	●	●
Tyres 445/70 R24	○	○	○	○
Turning radius (m)	3,87	3,87	3,9	3,9
Bucket mode	●	●	●	●
Vibrotract Setting	-	-	-	○ 7.30C

● Standard ○ Optional



SPECIFICATIONS

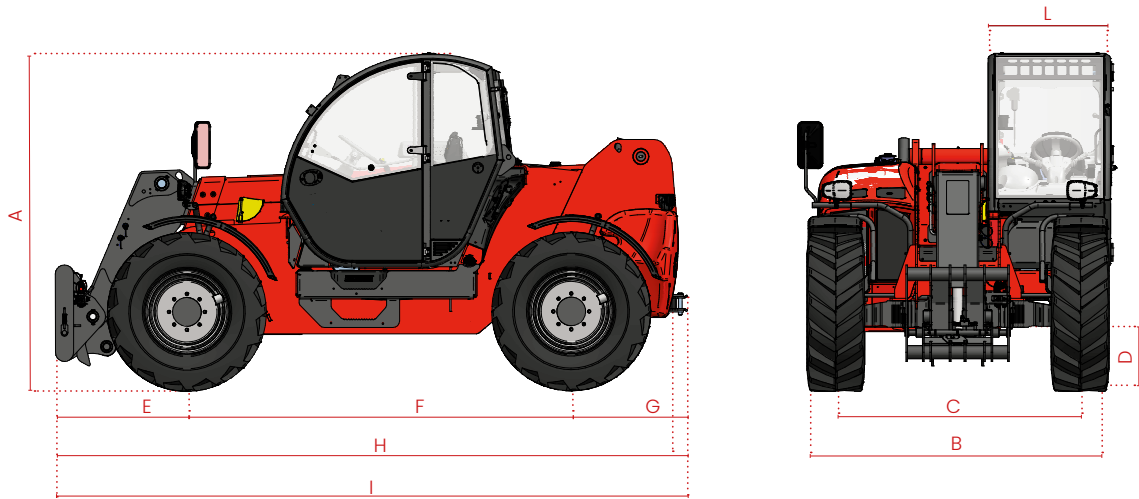
		7.30C	9.30C
[A] Height	mm	2260	2260
[B] Width	mm	2106	2106
[C] Gauge	mm	1640	1640
[D] Ground clearance	mm	350	350
[E] Front overhang	mm	1046	1046
[F] Pitch	mm	2950	2950
[G] Rear overhang	mm	684	684
[H] Length without tow hitch	mm	4680	4680
[I] Length with tow hitch	mm	4781	4781
[L] Cabin width	mm	960	960
WEIGHT			
Classic 55	kg	6290	6690
Classic 74	kg	6400	6800
HLS 55	kg	6450	6850
HLS 74	kg	6600	7100
DETAILS			
Number of extracting sections	nr	1	2
Max capacity	kg	3000	3000
Max lifting height	m	7,1	8,9
Max horizontal boom extension	m	3,6	5,9
Boom extension at max height	m	0,3	0,8
Swinging Angle	°	155	155
TANK CAPACITY			
Hydraulic oil tank	l	150	150
Diesel tank	l	120	120
CONNECTION FOR EQUIPMENT			
FH		●	●
EURO		○	○

NOTE: All dimensions defined on model with wheels 405/70 24

MIDDLE RANGE TECHNICAL SHEETS

CONFIGURATIONS	CLASSIC 55	CLASSIC 74	HLS 74
Transmission	hydrostatic single gear	hydrostatic single gear	hydrostatic two mechanical gears
Speed (km/h)	30	30	40
Engine (kW/hp)	Deutz Stage V / Tier 4F 55,4/75,3	Deutz Stage V / Tier 4F 74,4/101	Deutz Stage V / Tier 4F 74,4/101
Aftertreatment system	DOC + DPF	DOC + DPF + SCR	DOC + DPF + SCR
Service pump	gears pump 120 l/min @ 230bar	gears pump 120 l/min @ 230bar	LS piston pump 152 l/min @ 250bar
Drawbar pull (daN)	5200	5200	6000
Joystick	mechanical-electro proportional	mechanical-electro proportional	hydraulic-electro proportional
Cabin	Queen Cab	Queen Cab	Queen Cab
Quick coupling	○	○	○
Electro-proportional double acting rear hydraulic connection	○	○	●
Front and rear LED lights	○	○	○
Rear trailer lights socket	○	○	●
6 t fixed tow hook	○	○	●
Engine water pre-heating	○	○	○
Air conditioning	○	○	○
Ecofast Valve	-	-	●
Floating boom	○	○	○
Boom suspension	○	○	○
Manual 6-way diverter	○	○	○
PEB (Boom Electric Socket)	○	○	○
Creeper	○	○	●
Front constant flow	○	○	○
Tyres 405/70 20	●	●	○
Tyres 405/70 24	○	○	●
Tyres 445/70 R24	○	○	○
Turning radius (m)	4	4	4,15
Bucket mode	●	●	●

● Standard ○ Optional



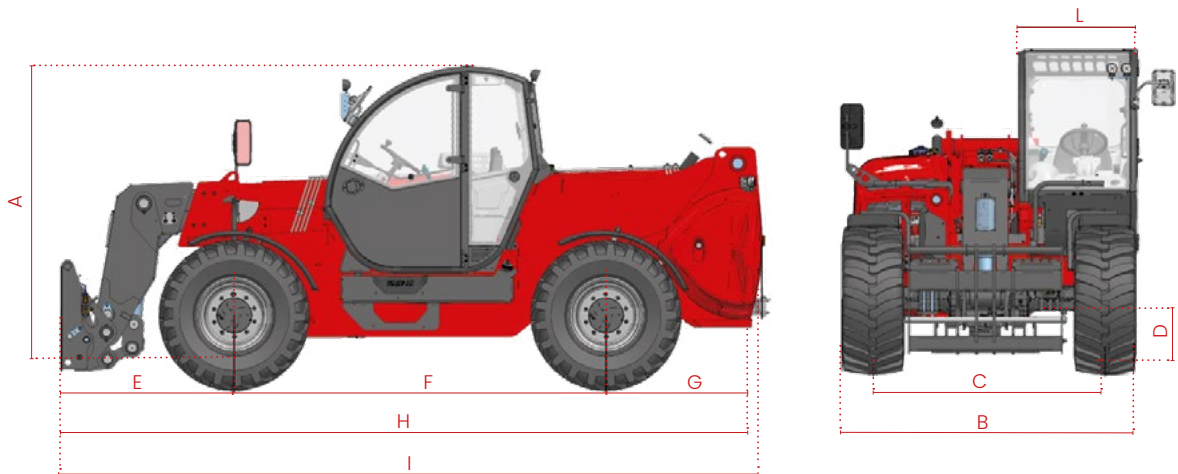
SPECIFICATIONS		7.35	7.45	8.40	11.35
[A] Height	mm	2540	2540	2540	2540
[B] Width	mm	2368	2368	2368	2368
[C] Gauge	mm	1900	1900	1900	1900
[D] Ground clearance	mm	390	390	390	390
[E] Front overhang	mm	1008	1008	1426	1391
[F] Pitch	mm	2950	2950	2950	2950
[G] Rear overhang	mm	821	821	821	821
[H] Length without tow hitch	mm	4771	4771	5197	5162
[I] Length with tow hitch	mm	4849	4849	5264	5232
[L] Cabin width	mm	960	960	960	960
WEIGHT					
Classic 55	kg	7490	8090	8340	8690
Classic 74	kg	7600	8200	8450	8800
HLS 74	kg	7700	8300	8550	8900
DETAILS					
Number of extracting sections	nr	1	1	1	2
Max capacity	kg	3500	4500	4000	3500
Max lifting height	m	7,1	7,1	8	9,9
Max horizontal boom extension	m	3,6	3,6	4,5	6,5
Boom extension at max height	m	0,2	0,2	0,4	1,2
Swinging Angle	°	144	144	144	144
TANK CAPACITY					
Hydraulic oil tank	l	150	150	150	150
Diesel tank	l	120	120	120	120
CONNECTION FOR EQUIPMENT					
FH		●	●	●	●

NOTE: All dimensions defined on model with wheels 405/70 24

HEAVY DUTY RANGE TECHNICAL SHEETS

CONFIGURATIONS	CLASSIC 74	HLS 74
Transmission	hydrostatic two mechanical gears	hydrostatic two mechanical gears
Speed (km/h)	40	40
Engine (kW/hp)	Deutz Stage V 74,4/101	Deutz Stage V 74,4/101
Aftertreatment system	DOC + DPF + SCR	DOC + DPF + SCR
Service pump	gears pump 120 l/min @ 230bar	LS piston pump 152 l/min @ 250bar
Drawbar pull (daN)	8500	9000
Joystick	mechanical-electro proportional	hydraulic-electro proportional
Cabin	Queen Cab	Queen Cab
Quick coupling	○	○
Electro-proportional double acting rear hydraulic connection	○	○
Front and rear LED lights	○	○
Pneumatic / hydraulic trailer brake	○	○
Rear trailer lights socket	○	●
6 t fixed tow hook	○	●
Engine water pre-heating	○	○
Air conditioning	○	○
Regeneration valve in ascent	-	●
Floating boom	○	○
Boom suspension	○	○
Manual 6-way diverter	○	○
PEB (Boom electric Socket)	○	○
Creeper	○	●
Front constant flow	○	○
Tyres 445/65 R22,5	●	●
Turning radius (m)	4,5	4,5
Frame lateral levelling ±10°	●	●
Bucket mode	●	●

● Standard ○ Optional



SPECIFICATIONS		9.60	9.70	10.65
[A] Height	mm	2550	2550	2550
[B] Width	mm	2334	2334	2334
[C] Gauge	mm	1840	1840	1840
[D] Ground clearance	mm	410	410	410
[E] Front overhang	mm	1373	1373	1673
[F] Pitch	mm	2950	2950	2950
[G] Rear overhang	mm	1265	1265	1265
[H] Length without tow hitch	mm	5556	5556	5856
[I] Length with tow hitch	mm	5628	5628	5928
[L] Cabin width	mm	960	960	960
WEIGHT				
Classic 74	kg	10400	10700	11050
HLS 74	kg	10600	10900	11200
DETAILS				
Number of extracting sections	nr	1	1	1
Max capacity	kg	6000	7000	6500
Max lifting height	m	8,8	8,8	9,5
Max horizontal boom extension	m	4,75	4,75	5,4
Boom extension at max height	m	0,2	0,2	0,45
Swinging Angle	°	149	149	149
TANK CAPACITY				
Hydraulic oil tank	l	150	150	150
Diesel tank	l	120	120	120
CONNECTION FOR EQUIPMENT				
FH		●	●	●

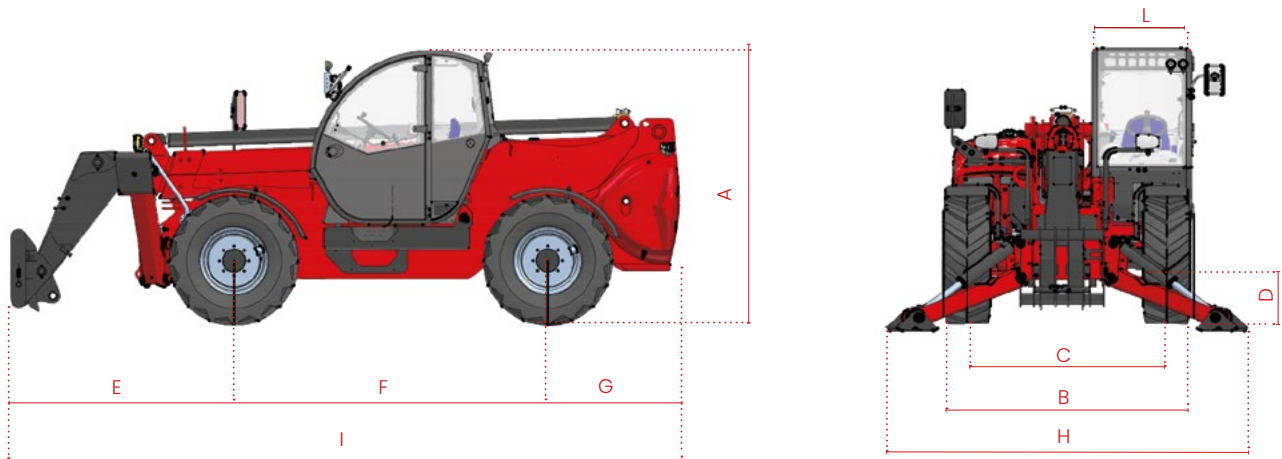
Dimensions defined on model with wheels 445/65 R22,5

BIG RANGE TECHNICAL SHEETS

CONFIGURATION	CLASSIC 55	CLASSIC 74
Transmission	hydrostatic single gear	hydrostatic single gear
Speed (km/h)	25	30
Engine (kW/hp)	Deutz Stage V 55,4/75,3	Deutz Stage V 74,4/101
Aftertreatment system	DOC + DPF	DOC + DPF + SCR
Service pump	gears pump 120 l/min @ 230bar	gears pump 120 l/min @ 230bar
Drawbar pull (daN)	5000	5000
Joystick	mechanical-electro proportional	mechanical-electro proportional
Cabin	Queen Cab	Queen Cab
Quick coupling	○	○
Electro-proportional double acting rear hydraulic connection	○	○
Front and rear LED lights	○	○
Pneumatic / hydraulic trailer brake	○	○
Rear trailer lights socket	○	○
6 t fixed tow hook	○	○
Engine water pre-heating	○	○
Air conditioning	○	○
Floating boom	○	○
Boom suspension	○	○
Manual 6-way diverter	○	○
PEB (Boom Electric Socket)	○	○
Creeper	○	○
Front constant flow	○	○
Tyres 405/70 20	●	●
Tyres 405/70 24	○	○
Tyres 445/65 R22.5 *	○	○
Turning radius (m)	4,2	4,2
Frame lateral levelling ±10°	●	●
Bucket mode	●	●
Front Stabilizers	●	●
Rear axle swing block	○	○

* standard on models 17.45

● Standard ○ Optional

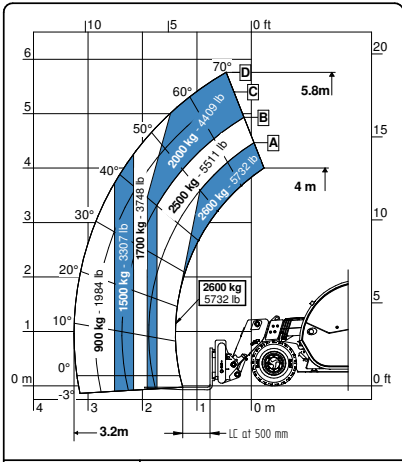


SPECIFICATIONS

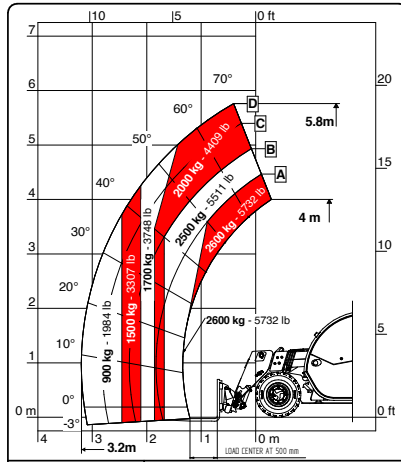
		14.42	17.40	17.45
[A] Height	mm	2500	2500	2560
[B] Width	mm	2331	2331	2360
[C] Gauge	mm	1862	1862	1832
[D] Ground Clearance	mm	280	280	340
[E] Front overhang	mm	2180	2330	2330
[F] Pitch	mm	2950	2950	2950
[G] Rear overhang	mm	1240	1240	1240
[H] Width with stabilizers	mm	3418	3418	3418
[I] Length	mm	6370	6520	6520
[L] Cabin width	mm	960	960	960
WEIGHT				
Classic 55	kg	11000	11660	12080
Classic 74	kg	11110	11810	12150
DETAILS				
Number of extracting sections	nr	2	3	3
Max capacity	kg	4200	4000	4500
Max lifting height	m	13,6	16,4	16,4
Max horizontal boom extension	m	9,75	12,6	12,6
Boom extension at max height	m	1,6	2,5	2,5
Swinging Angle	°	144	144	144
TANK CAPACITY				
Hydraulic oil tank	l	150	150	150
Diesel tank	l	120	120	120
CONNECTION FOR EQUIPMENT				
FH		●	●	●

Dimensions defined on model with wheels 405/70 20

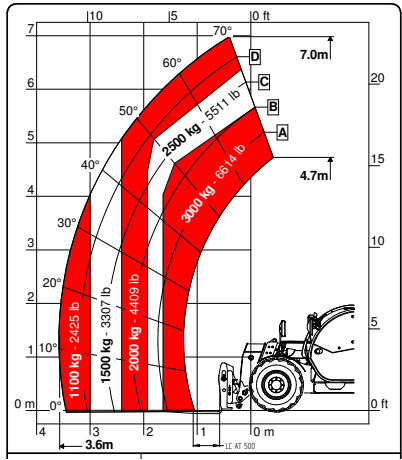
LOAD DIAGRAMS



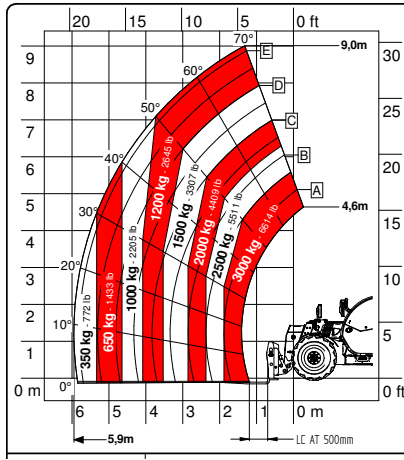
6.26 FULL ELECTRIC



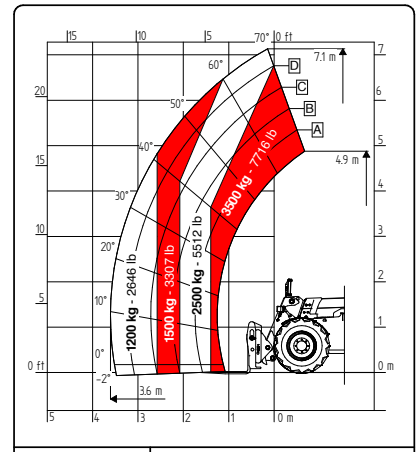
6.26



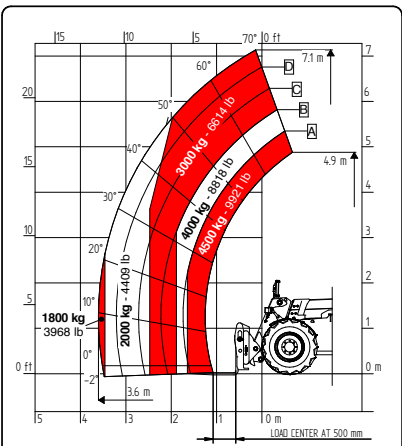
7.30C



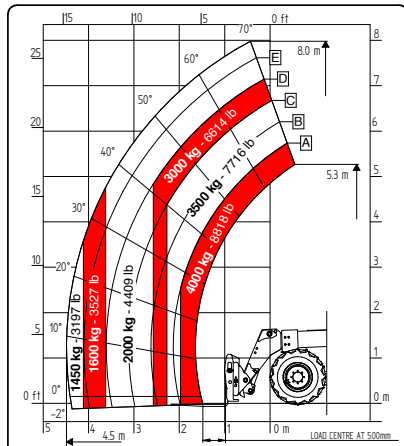
9.30C



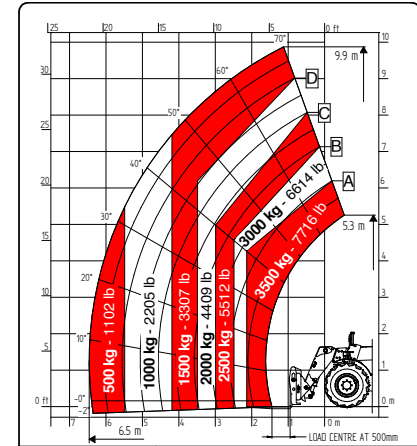
7.35



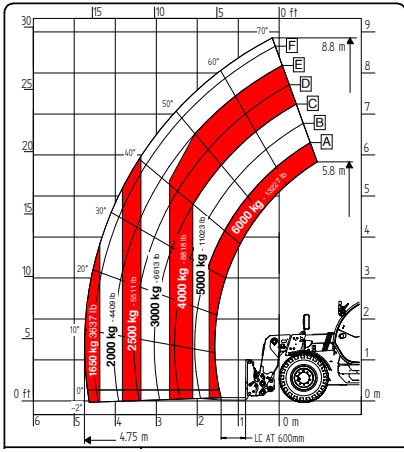
7.45



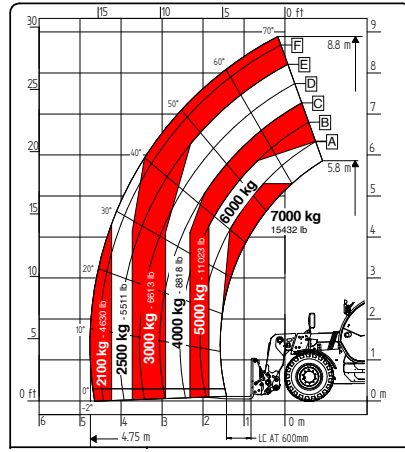
8.40



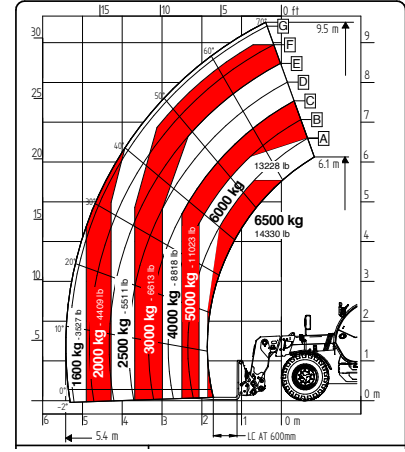
11.35



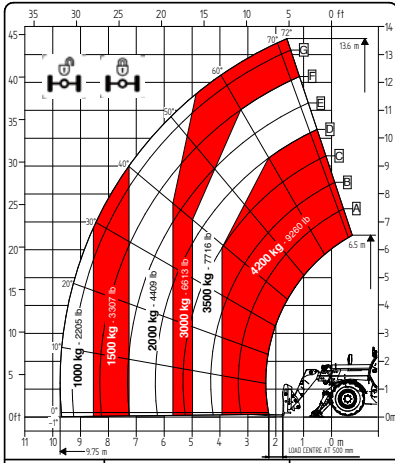
9.60



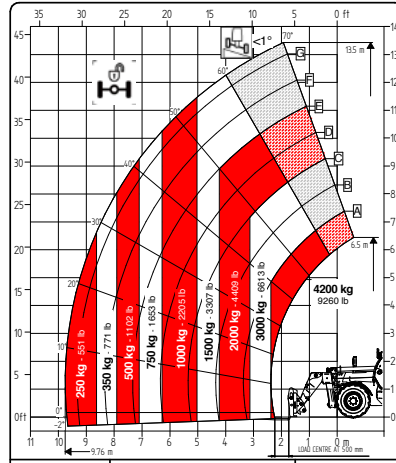
9.70



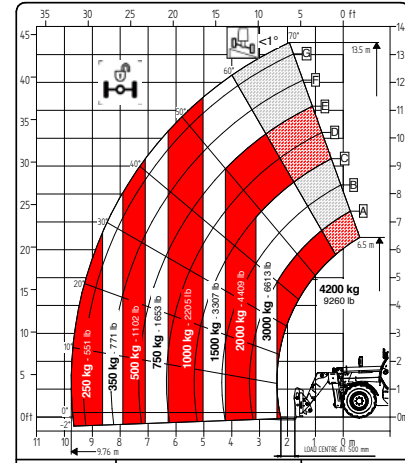
10.65



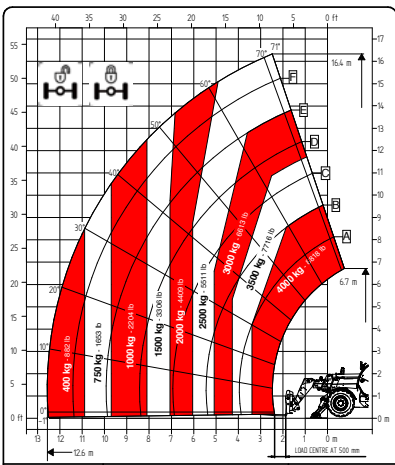
14.42



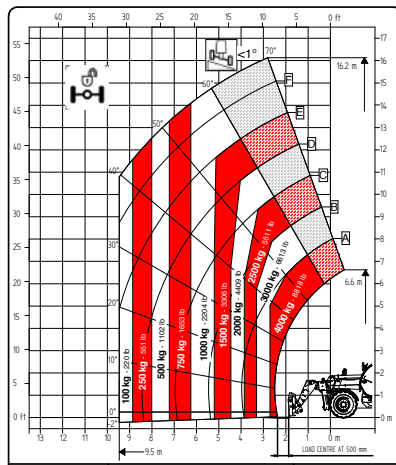
14.42



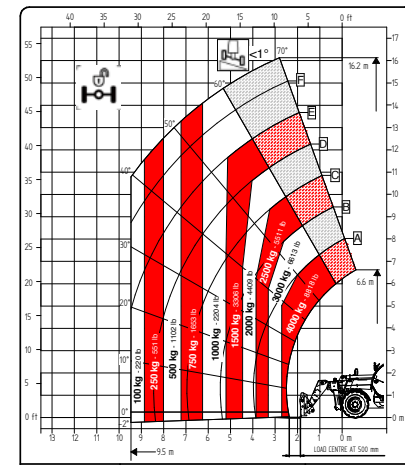
14.42



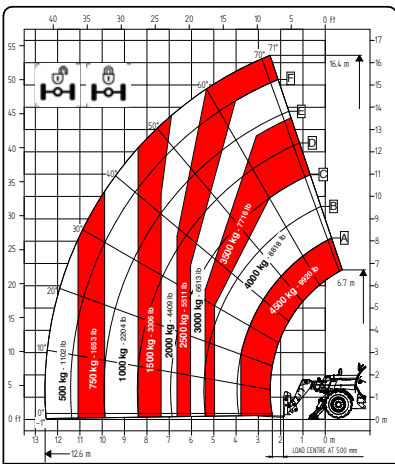
17.40



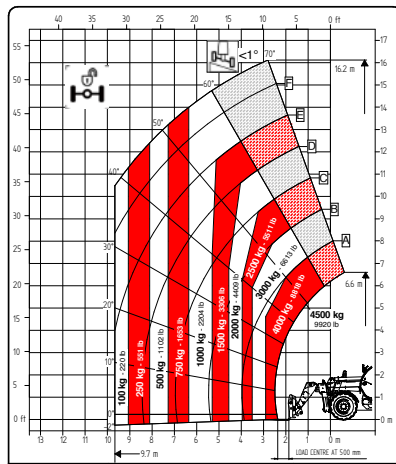
17.40



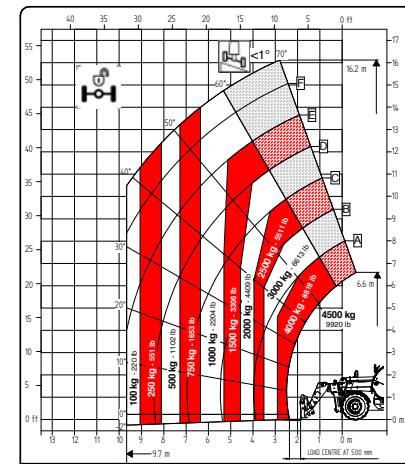
17.40



17.45



17.45



17.45


ACCESSORIES



SWEeper WITH ADJUSTABLE ANGLE



MATERIALS BASKET



BOOM WITH HOOK



HOIST WITH HOOK



PALLET FORKS




HOIST WITH WINCH




ROUND BALE GRAB



LOG GRAB




BUCKET WITH GRAB



LIGHT MATERIAL BUCKET

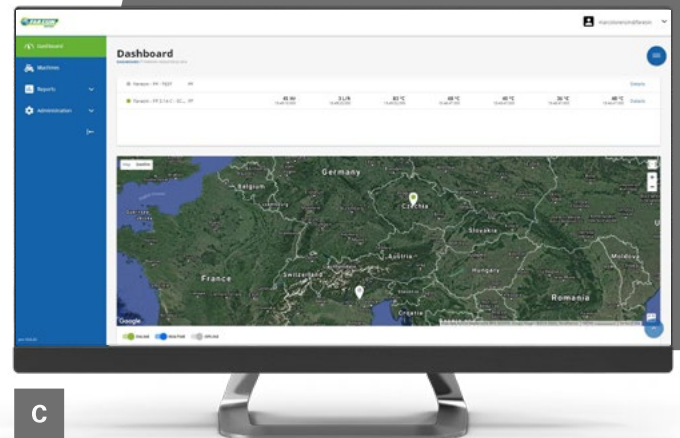
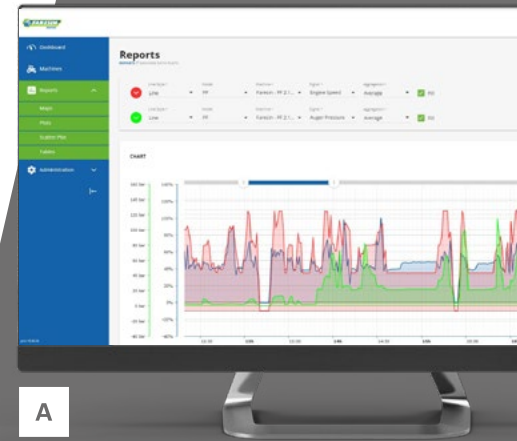


SILAGE CUTTER



CRUSHER BUCKET

TECHNOLOGY 4.0 APPLIED TO FARESIN RANGE



In the Research and Development applied to Industry 4.0, improving efficiency and safety standards is a fundamental step.

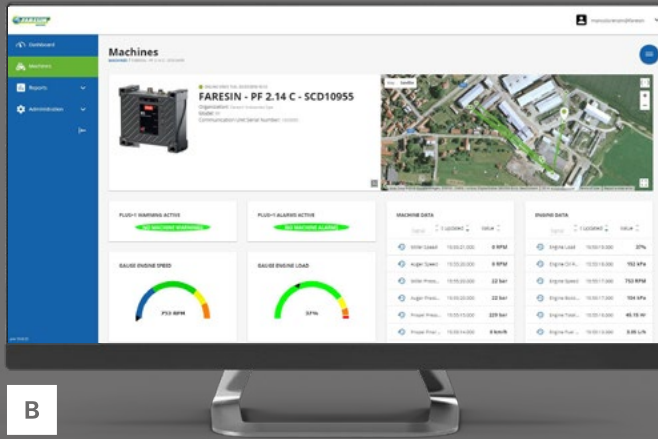
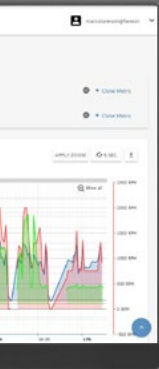
Faresin has introduced Farmatics, the complete solution of Hardware, eSIM, Software Application and Server Data Management, which allows you to remotely control the operation of telescopic handlers and mixer wagons, fitted with electronically controlled engines.

The service is structured in two levels.

At the first level, thanks to a GPS system, the customer can:

- geolocate the position
- view the condition of the machine
- control the consumption and productivity of their vehicles

At the second level, instead, the functions of the machine can be parameterized by contacting the Faresin Technical Office.



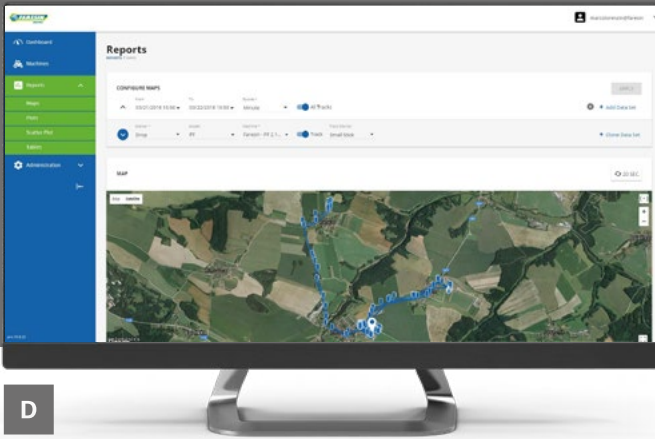
B

A Report made during a machine operating cycle.

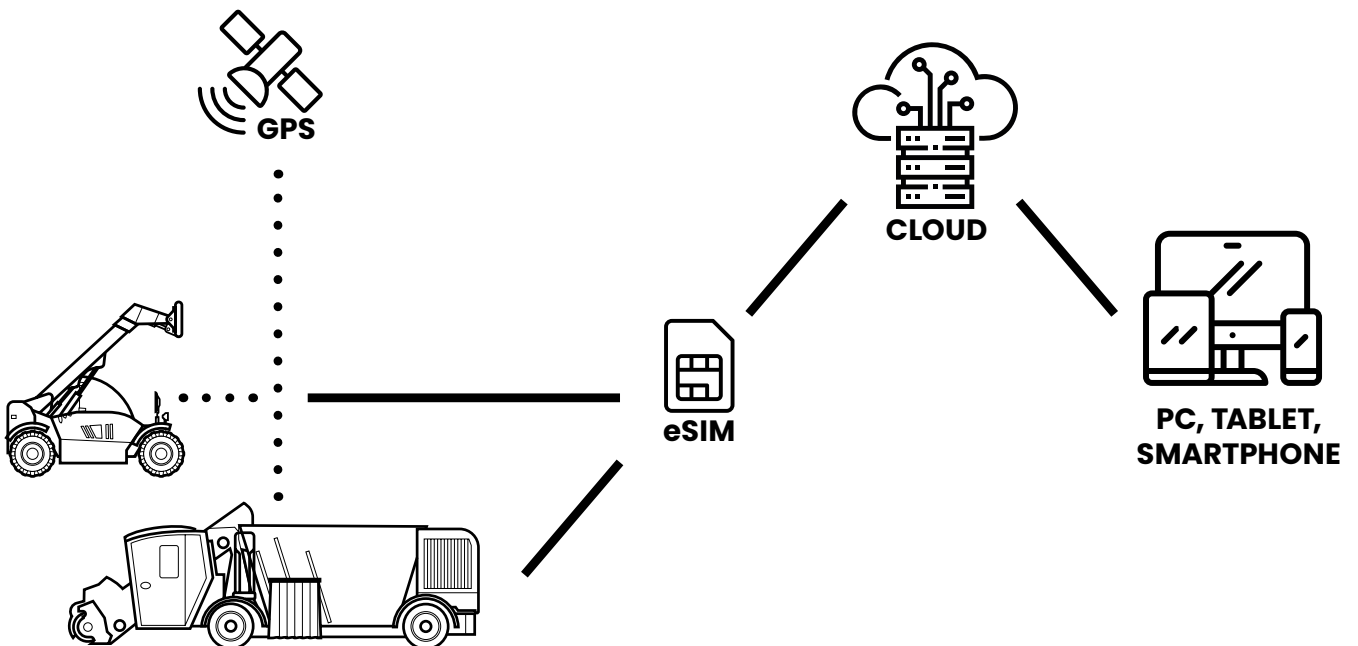
B Data and position of the machine.

C Global fleet management map and geolocation.

D Route of the vehicle during a certain period of time.



D



AFTER SALES PROGRAM

Faresin is close to the customers with a 24-hour support service, 7 days a week with qualified, multilingual staff able to answer all the requests.



AFTER SALES SERVICE

To follow the customer with a quality after-sales service, Faresin has created for its Spare Parts Management network, the system for the purchase of on-line spare parts. Here you can choose the spare part, place the order and monitor the status with delivery times within 24 hours for Europe and 48/62 hours for the rest of the world. Over 15,000 managed codes of which 10,000 through a fully automated warehouse.



4.0 TECHNOLOGY

Farmatics: an additional idea for good maintenance that allows you to monitor the distances traveled by the machine, plan maintenance with your dealer and develop warranty extension projects.



ORIGINAL REPLACEMENTS

Choosing original spare parts means ensuring optimal and prolonged operation of the vehicle.



ORIGINAL LUBRICANTS

Scheduled maintenance with original Faresin lubricants and filters maintains the machine's optimal state of health and allows constant and prolonged efficiency at maximum performance.



MERCHANDISING

To support customers with a coordinated image that enhances the Faresin brand, a complete collection of gadgets and a work clothing line was created.

ORIGINAL SPARE PARTS AND LUBRICANTS

MAXIMIZE THE PERFORMANCE

Optimised performance levels thanks to Faresin original spare parts, which extend the service life and safety of the machine.

MORE SAFETY AN BEST PROFITABILITY

To obtain maximum performance and a longer service life of the machine, replace oil and filters at the scheduled intervals.

EXTEND THE ENGINE LIFE

Choosing Long Life oil by Faresin at each servicing is the best way to guarantee the long average service life of the machine.

Controlled lubrication systems guarantee continuous performance over time.

QUALITY

Lubricants formulated with virgin bases of first refining, with mineral bases and with synthetic bases.

THE ORIGINAL
LUBRICANTS
BY FARESIN



THE ORIGINAL
SPARE PARTS
BY FARESIN

TECHNOLOGY THAT BUILDS A BETTER TOMORROW



FARESIN INDUSTRIES SPA HEADQUARTERS

Via dell'Artigianato, 36
36042 Breganze (Vicenza) – Italy
Tel. + 39 0445 800300
faresin@faresin.com

FARESIN DEUTSCHLAND GMBH

Steinach B.R. – an der
Frankenhöhe 1
91605 – Gallmersgarten, Germany
Tel. +49 9843 9802828
lager@faresin.de

FARESIN POLAND SP. Z O.O.

ul. Szosa Chelmińska 172/1a
87-100 Toruń, Polska
Tel. +48 54 234 06 72
faresinpoland@faresin.com

FARESIN FRANCE

13 Avenue d'Albigny
74000 – Annecy, France
Tel. + 33 9 67 12 30 61
faresin@faresin.com

It brings to the attention of all potential customers, all recipients, and to the maximum extent possible, external interlocutors, that Faresin Industries S.p.A. adopts a general Disclaimer regarding the description of the technical and functional characteristics of its machineries, as well as the manner of their use, also with regard to their safety. The Disclaimer must be understood as having a general scope, and therefore Faresin Industries s.p.a. invites to know it, also by accessing the website: www.faresinindustries.com



FARESIN.COM



12.2020