

BRIAN JAMES TRAILERS

» Connected to you



CAR TRANSPORTER TRAILER
PRICE LIST
JANUARY 2020

UNITED KINGDOM

CONTENTS

- 04 C2 BLUE
- 06 C4 BLUE
- 08 A2 TRANSPORTER
- 10 A4 TRANSPORTER
- 12 CAR HAULER
- 14 HI-MAX
- 16 T-TRANSPORTER
- 18 SPRINT SHUTTLE
- 20 RACE SHUTTLE 2 and 3
- 22 RACE SPORT
- 24 UNIVERSAL OPTIONS
- 26 DELIVERY



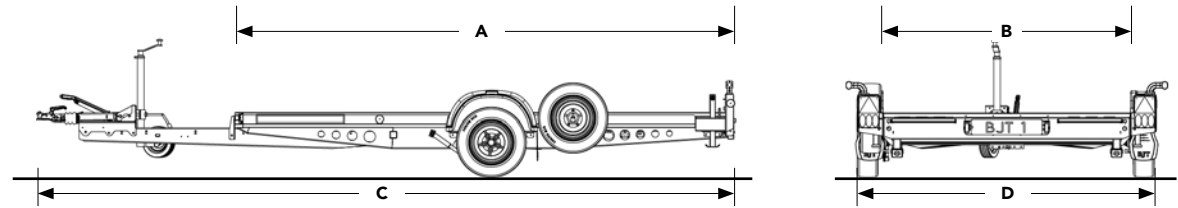
All Brian James Trailers are fully approved to EEC Dir 2007/46.

BRIAN JAMES TRAILERS in association with

ALKO
QUALITY FOR LIFE



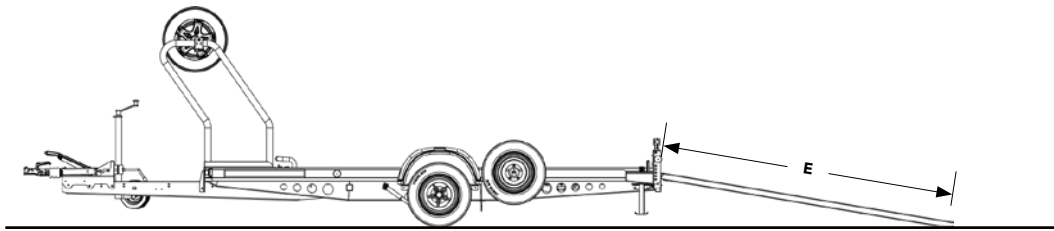
C2 BLUE STANDARD EQUIPMENT



PRODUCT CODE	126-1010	126-1011	126-1111	126-1211	126-1221
CAPACITY					
Gross kg	1,300	1,500	1,500	1,500	1,500
Load kg	865	1,060	1,010	973	968
Unladen trailer weight kg	435	440	490	527	532
DIMENSIONS					
Load bed length m A	2.70	2.70	3.20	3.70	3.70
Load bed width m B	1.80	1.80	1.80	1.80	2.00
Overall trailer length m C	4.18	4.18	4.68	5.18	5.18
Overall trailer width m D	2.18	2.18	2.18	2.18	2.38
Bed load height m	0.42	0.42	0.42	0.42	0.42
Towball height (loaded, centre of towball) m	0.40	0.40	0.40	0.40	0.40
RUNNING GEAR					
Wheel / tyre size	12" (155/70)	12" (155/70)	12" (155/70)	12" (155/70)	12" (155/70)
Axles	1	1	1	1	1
Spare wheel	●	●	●	●	●
Jockey wheel, side clamped, central position	●	●	●	●	●
RAMPS					
High grip punched ramps 1.90m E	●	●	●	●	●
EXTERIOR					
Coloured body trim – Sargasso blue	●	●	●	●	●
Flush fitting centre deck, featuring durable and strong anti-slip deck phenol ply	●	●	●	●	●
WARRANTY					
5 year extended chassis warranty	●	●	●	●	●
PRICE					
£ ex vat	1,569	1,599	1,709	1,819	1,819

C2 BLUE

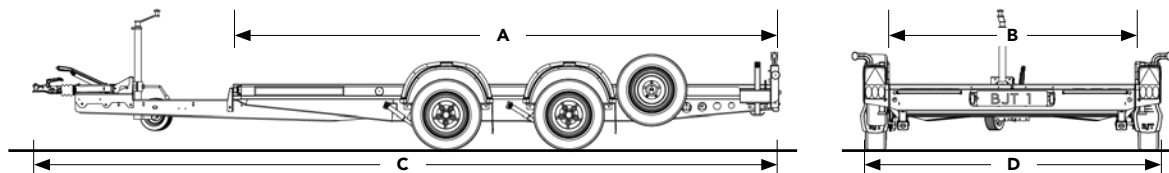
OPTIONAL EQUIPMENT



OPTION PACKS	£ ex vat
Pro-Line Pack includes: Wheel chocks, pair (red); Tie-down wheel 'sleeve' straps x 4; Manual winch, auto-braked + 6 point 'quick adjust' pull positions	449
Hi-Line Pack A includes: Integral lock in coupling; Adjustable wheel chocks (red, quick adjust); 4 x wheel retaining circumference straps; Manual winch with multi-point adjustable pulley; Silver alloy wheels style B2 (x2)	589
Hi-Line Pack B includes: Integral lock in coupling; Adjustable wheel chocks (Red, quick adjust); 4 x wheel retaining circumference straps; Manual winch with multi-point adjustable pulley; Anthracite / polished alloy wheels style B2 (x2)	689
WHEELS	
Alloy wheels – (12" Style B2 - Silver) + safety locking wheel bolts plus steel spare wheel	139
Alloy wheels – (12" Style B2 - Silver) + safety locking wheel bolts plus alloy spare wheel	199
Alloy wheels – (12" Style B2 - Anthracite, diamond cut) + safety locking wheel bolts plus steel spare wheel	239
Alloy wheels – (12" Style B2 - Anthracite, diamond cut) + safety locking wheel bolts plus alloy spare wheel	349
WINCHES	
Manually operated winch 2 speed + 3 point adjustable pull position	239
Manually operated winch with steel cable, auto-brake mechanism and multi-point pulley guide	309
12V 4,500lb electric operation winch with steel wire cable, roller fairlead and remote control - power pack available separately (note: cannot be fitted in conjunction with storage box)	489
Portable power pack, with charger and Anderson twin pin plug connector	239
OPERATION	
Jockey wheel upgrade to heavy duty with serrated tube and side clamp	69
LOADING OPTIONS	
High grip, punched ramps 2.40m – upgrade for low loading angle E (not available on 2.70m bed length)	149
Rear support stands	119
DECKING	
Deck slick pads x 4, protects soft compound racing tyres	89
STORAGE	
Bed locker, front, lockable lid with automatic lift	159
Fuel can storage box, lockable, twin opening doors for 1, 2 or 3 x 20 litre jerry cans – available in Sargasso blue	179
High level tyre storage and transport rack with securing system and locking cable	419
LOAD RESTRAINT	
Wheel chock, bolted to bed, optional positions - lower profile designed for sports cars	79
Wheel chocks, pair (red), fully adjustable, professional system engages into trailer chassis	99
SECURITY	
Cast steel coupling head + integral high security lock	79

See page 24 for details of additional security, safety and load restraint options which are available on all of our ranges.

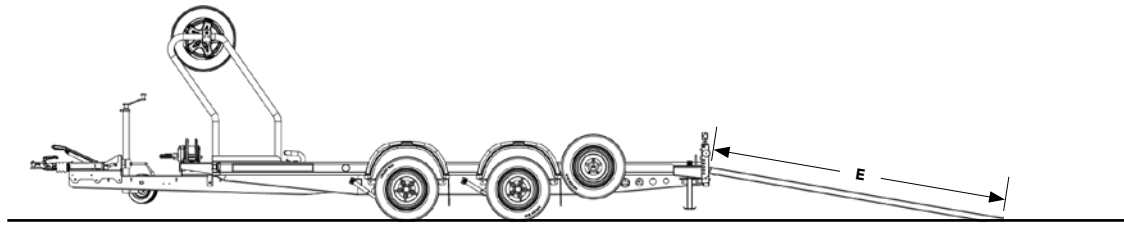
C4 BLUE STANDARD EQUIPMENT



PRODUCT CODE	126-2002	126-2012	126-2112	126-2212	126-2213	126-2222	126-2223	126-2313	126-2323	126-2423
CAPACITY										
Gross kg	2,000	2,000	2,000	2,000	2,600	2,000	2,600	2,600	2,600	2,600
Load kg	1,445	1,425	1,388	1,373	1,970	1,358	1,955	1,945	1,930	1,905
Unladen trailer weight kg	555	575	612	627	630	642	645	655	670	695
DIMENSIONS										
Load bed length m A	3.30	3.30	3.70	4.00	4.00	4.00	4.00	4.50	4.50	5.00
Load bed width m B	1.70	1.80	1.80	1.80	1.80	2.00	2.00	1.80	2.00	2.00
Overall trailer length m C	4.72	4.72	5.18	5.48	5.48	5.48	5.48	5.98	5.98	6.48
Overall trailer width m D	2.08	2.18	2.18	2.18	2.18	2.38	2.38	2.18	2.38	2.38
Bed load height m	0.42	0.42	0.42	0.42	0.42	0.42	0.42	0.42	0.42	0.42
Towball height (loaded, centre of towball) m	0.40	0.40	0.40	0.40	0.40	0.40	0.40	0.40	0.40	0.40
RUNNING GEAR										
Wheel / tyre size	12" (155/70)	12" (155/70)	12" (155/70)	12" (155/70)	12" (155/70)	12" (155/70)	12" (155/70)	12" (155/70)	12" (155/70)	12" (155/70)
Axles	2	2	2	2	2	2	2	2	2	2
Spare wheel	●	●	●	●	●	●	●	●	●	●
Jockey wheel, standard duty serrated, side clamped, central position	●	●	●	●	●	●	●	●	●	●
RAMPS										
High grip punched ramps 1.90m E	●	●	●	●	●	●	●	●	●	●
EXTERIOR										
Coloured body trim – Sargasso blue	●	●	●	●	●	●	●	●	●	●
Flush fitting centre deck, featuring durable and strong anti-slip deck phenol ply	●	●	●	●	●	●	●	●	●	●
WARRANTY										
5 year extended chassis warranty	●	●	●	●	●	●	●	●	●	●
PRICE										
£ ex vat	2,169	2,169	2,279	2,329	2,379	2,329	2,379	2,509	2,489	2,649

C4 BLUE

OPTIONAL EQUIPMENT

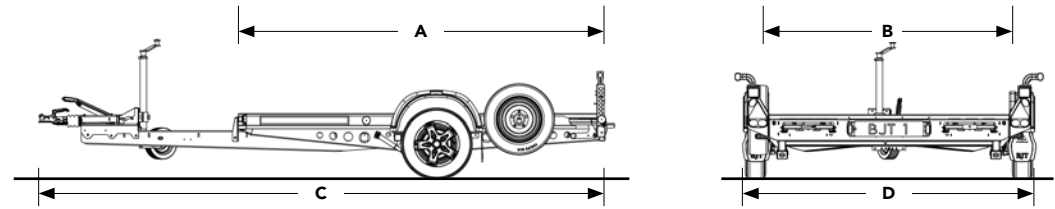


OPTION PACKS	£ ex vat
Pro-Line Pack includes: Wheel chocks, pair (red); Tie-down wheel 'sleeve' straps x 4; Manual winch, auto-braked + 6 point 'quick adjust' pull positions	449
Hi-Line Pack A includes: Integral lock in coupling; Adjustable wheel chocks (Red, quick adjust); 4 x wheel retaining circumference straps; Manual winch with multi-point adjustable pulley; Silver alloy wheels style B2 (x4)	699
Hi-Line Pack B includes: Integral lock in coupling; Adjustable wheel chocks (Red, quick adjust); 4 x wheel retaining circumference straps; Manual winch with multi-point adjustable pulley; Anthracite / polished alloy wheels style B2 (x4)	899
WHEELS	
Alloy wheels – (12" Style B2 - Silver) + safety locking wheel bolts plus steel spare wheel	259
Alloy wheels – (12" Style B2 - Silver) + safety locking wheel bolts plus alloy spare wheel	329
Alloy wheels – (12" Style B2 - Anthracite, diamond cut) + safety locking wheel bolts plus steel spare wheel	469
Alloy wheels – (12" Style B2 - Anthracite, diamond cut) + safety locking wheel bolts plus alloy spare wheel	579
WINCHES	
Manually operated winch 2 speed + 3 point adjustable pull position	239
Manually operated winch with steel cable, auto-brake mechanism and multi-point pulley guide	309
12V 4,500lb electric operation winch with steel wire cable, roller fairlead and remote control - power pack available separately (note: cannot be fitted in conjunction with storage box)	489
Portable power pack, with charger and Anderson twin pin plug connector	239
OPERATION	
Jockey wheel upgrade to standard duty auto-retractable type	69
LOADING OPTIONS	
High grip, punched ramps 2.40m – upgrade for low loading angle E	149
Rear support stands	119
DECKING	
Deck slick pads x 4, protects soft compound racing tyres	89
STORAGE	
Bed locker, front, lockable lid with automatic lift	159
Fuel can storage box, lockable, twin opening doors for 1, 2 or 3 x 20 litre jerry cans – available in Sargasso blue	179
High level tyre storage and transport rack with securing system and locking cable	419
LOAD RESTRAINT	
Wheel chock, bolted to bed, optional positions - lower profile designed for sports cars	79
Wheel chocks, pair (red), fully adjustable, professional system engages into trailer chassis	99
SECURITY	
Cast steel coupling head + integral high security lock	79

See page 24 for details of additional security, safety and load restraint options which are available on all of our ranges.

A2 TRANSPORTER


A2 TRANSPORTER STANDARD EQUIPMENT



PRODUCT CODE	125-1010	125-1011	125-1111	125-1211	125-1301	125-1312
CAPACITY						
Gross kg	1,300	1,500	1,500	1,500	1,500	1,500
Load kg	865	1,060	1,010	973	965	955
Unladen trailer weight kg	435	440	490	527	535	545
DIMENSIONS						
Load bed length m A	2.70	2.70	3.20	3.70	4.00	4.00
Load bed width m B	1.80	1.80	1.80	1.80	1.70	2.00
Overall trailer length m C	4.24	4.24	4.74	5.24	5.46	5.53
Overall trailer width m D	2.18	2.18	2.18	2.18	2.08	2.38
Bed load height m	0.42	0.42	0.42	0.42	0.42	0.42
Towball height (loaded, centre of towball) m	0.40	0.40	0.40	0.40	0.40	0.40
RUNNING GEAR						
Wheel / tyre size	12" (155/70)	12" (155/70)	12" (155/70)	12" (155/70)	12" (155/70)	12" (155/70)
Axles	1	1	1	1	1	1
Spare wheel	●	●	●	●	●	●
Jockey wheel, standard duty serrated type, side clamped, central position	●	●	●	●	●	●
REAR LOADING						
High grip punched, glide out ramps 1.90m E	●	●	●	●	●	●
Rear stands with foot pedal action, gas spring operation	●	●	●	●	●	●
STORAGE						
Bed locker, front, automatic lift	●	●	●	●	●	●
EXTERIOR						
Coloured body trim – available in Sargasso blue, Poppy red, Arcelor anthracite or Jet black	●	●	●	●	●	●
Flush fitting centre deck, featuring durable and strong anti-slip deck phenol ply	●	●	●	●	●	●
WARRANTY						
5 year extended chassis warranty	●	●	●	●	●	●
PRICE						
£ ex vat	1,979	2,009	2,159	2,319	2,359	2,359

A2 TRANSPORTER

OPTIONAL EQUIPMENT

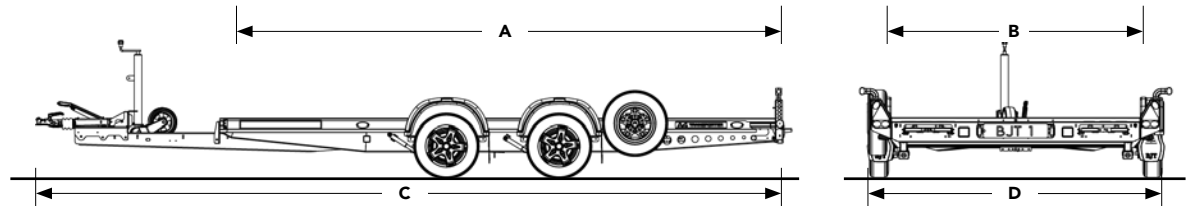


OPTION PACKS	£ ex vat
Pro-Line Pack includes: Wheel chocks, pair (red); Tie-down wheel 'sleeve' straps x 4; Manual winch, auto-braked + 6 point 'quick adjust' pull positions	449
Hi-Line Pack A includes: Integral lock in coupling; Adjustable wheel chocks (red, quick adjust); 4 x wheel retaining circumference straps; Manual winch with multi-point adjustable pulley; Silver alloy wheels style B2 (x2)	589
Hi-Line Pack B includes: Integral lock in coupling; Adjustable wheel chocks (Red, quick adjust); 4 x wheel retaining circumference straps; Manual winch with multi-point adjustable pulley; Anthracite / polished alloy wheels style B2 (x2)	689
WHEELS	
Alloy wheels – (12" Style B2 - Silver) + safety locking wheel bolts plus steel spare wheel	139
Alloy wheels – (12" Style B2 - Silver) + safety locking wheel bolts plus alloy spare wheel	199
Alloy wheels – (12" Style B2 - Anthracite, diamond cut) + safety locking wheel bolts plus steel spare wheel	239
Alloy wheels – (12" Style B2 - Anthracite, diamond cut) + safety locking wheel bolts plus alloy spare wheel	349
WINCHES	
Manually operated winch 2 speed + 3 point adjustable pull position	239
Manually operated winch with steel cable, auto-brake mechanism and multi-point pulley guide	309
12V 4,500lb electric operation winch with steel wire cable, roller fairlead and remote control - power pack available separately (note: cannot be fitted in conjunction with storage box)	489
Portable power pack, with charger and Anderson twin pin plug connector	239
LOADING OPTIONS	
High grip punched, glide out ramps 2.40m – upgrade for low loading angle E (not available on 2.70m bed length)	149
DECKING	
Deck slick pads x 4, protects soft compound racing tyres	89
STORAGE	
Fuel can storage box, lockable, twin opening doors for 1, 2 or 3 x 20 litre jerry cans – available in Sargasso blue, Poppy red, Arcelor anthracite or Jet black	179
High level tyre storage and transport rack with securing system and locking cable	419
LOAD RESTRAINT	
Wheel chock, bolted to bed, optional positions - lower profile designed for sports cars	79
Wheel chocks, pair (red), fully adjustable, professional system engages into trailer chassis	99
SECURITY	
Cast steel coupling head + integral high security lock	79

See page 24 for details of additional security, safety and load restraint options which are available on all of our ranges.

A4 TRANSPORTER

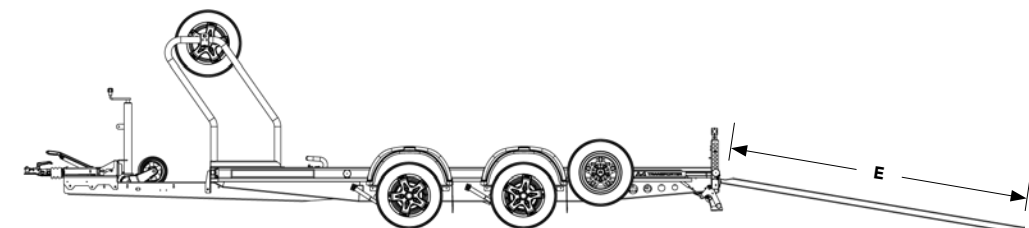
A4 TRANSPORTER STANDARD EQUIPMENT



PRODUCT CODE	125-2002	125-2112	125-2212	125-2213	125-2222	125-2223	125-2313	125-2323	125-2324	125-2423	125-2424	
CAPACITY												
Gross kg	2,000	2,000	2,000	2,600	2,000	2,600	2,600	2,600	2,600	3,000	2,600	3,000
Load kg	1,445	1,388	1,373	1,970	1,358	1,955	1,945	1,930	2,320	1,905	2,295	
Unladen trailer weight kg	555	612	627	630	642	645	655	670	680	695	705	
DIMENSIONS												
Load bed length m A	3.30	3.70	4.00	4.00	4.00	4.00	4.50	4.50	4.50	5.00	5.00	
Load bed width m B	1.70	1.80	1.80	1.80	2.00	2.00	1.80	2.00	2.00	2.00	2.00	
Overall trailer length m C	4.77	5.24	5.54	5.54	5.54	5.54	6.04	6.04	6.04	6.54	6.54	
Overall trailer width m D	2.08	2.18	2.18	2.18	2.38	2.38	2.18	2.38	2.38	2.38	2.38	
Bed load height m	0.42	0.42	0.42	0.42	0.42	0.42	0.42	0.42	0.42	0.42	0.42	
Towball height (loaded, centre of towball) m	0.40	0.40	0.40	0.40	0.40	0.40	0.40	0.40	0.40	0.40	0.40	
RUNNING GEAR												
Wheel / tyre size	12" (155/70)	12" (155/70)	12" (155/70)	12" (155/70)	12" (155/70)	12" (155/70)	12" (155/70)	12" (155/70)	12" (155/70)	12" (155/70)	12" (155/70)	
Axles	2	2	2	2	2	2	2	2	2	2	2	
Spare wheel	•	•	•	•	•	•	•	•	•	•	•	
Jockey wheel, auto retractable – standard HD	•	•	•	•	•	•	•	•	•	•	•	
REAR LOADING												
High grip punched, glide out ramps 1.90m E	•	•	•	•	•	•	•	•	•	•	•	
Rear stands with foot pedal action gas spring operation	•	•	•	•	•	•	•	•	•	•	•	
STORAGE												
Bed locker, front, automatic lift	•	•	•	•	•	•	•	•	•	•	•	
EXTERIOR												
Coloured body trim – available in Sargasso blue, Poppy red, Arcelor anthracite or Jet black	•	•	•	•	•	•	•	•	•	•	•	
Flush fitting centre deck, featuring durable and strong anti-slip deck phenol ply	•	•	•	•	•	•	•	•	•	•	•	
WARRANTY												
5 year extended chassis warranty	•	•	•	•	•	•	•	•	•	•	•	
PRICE												
£ ex vat	2,679	2,819	2,879	2,939	2,879	2,939	3,089	3,059	3,209	3,139	3,319	

A4 TRANSPORTER

OPTIONAL EQUIPMENT

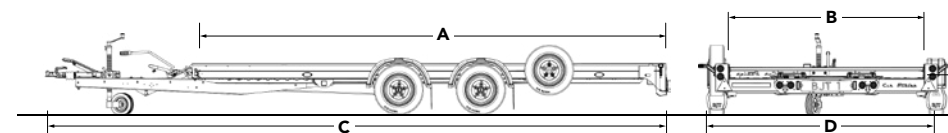


OPTION PACKS	£ ex vat
Pro-Line Pack includes: Wheel chocks, pair (red); Tie-down wheel 'sleeve' straps x 4; Manual winch, auto-braked + 6 point 'quick adjust' pull positions	449
Hi-Line Pack A includes: Integral lock in coupling; Adjustable wheel chocks (Red, quick adjust); 4 x wheel retaining circumference straps; Manual winch with multi-point adjustable pulley; Silver alloy wheels style B2 (x4)	699
Hi-Line Pack B includes: Integral lock in coupling; Adjustable wheel chocks (Red, quick adjust); 4 x wheel retaining circumference straps; Manual winch with multi-point adjustable pulley; Anthracite / polished alloy wheels style B2 (x4)	899
WHEELS	
Alloy wheels – (12" Style B2 - Silver) + safety locking wheel bolts plus steel spare wheel	259
Alloy wheels – (12" Style B2 - Silver) + safety locking wheel bolts plus alloy spare wheel	329
Alloy wheels – (12" Style B2 - Anthracite, diamond cut) + safety locking wheel bolts plus steel spare wheel	469
Alloy wheels – (12" Style B2 - Anthracite, diamond cut) + safety locking wheel bolts plus alloy spare wheel	579
WINCHES	
Manually operated winch 2 speed + 3 point adjustable pull position	239
Manually operated winch with steel cable, auto-brake mechanism and multi-point pulley guide	309
12V 4,500lb electric operation winch with steel wire cable, roller fairlead and remote control - power pack available separately (note: cannot be fitted in conjunction with storage box)	489
Portable power pack, with charger and Anderson twin pin plug connector	239
OPERATION	
Jockey wheel upgrade, auto retractable – premium HD	99
LOADING OPTIONS	
High grip punched, glide out ramps 2.40m – upgrade for low loading angle E	149
DECKING	
Deck slick pads x 4, protects soft compound racing tyres	89
STORAGE	
Fuel can storage box, lockable, twin opening doors for 1, 2 or 3 x 20 litre jerry cans – available in Sargasso blue, Poppy red, Arcelor anthracite or Jet black	179
High level tyre storage and transport rack with securing system and locking cable	419
LOAD RESTRAINT	
Wheel chock, bolted to bed, optional positions - lower profile designed for sports cars	79
Wheel chocks, pair (red), fully adjustable, professional system engages into trailer chassis	99
SECURITY	
Cast steel coupling head + integral high security lock	79

See page 24 for details of additional security, safety and load restraint options which are available on all of our ranges.

CAR HAULER

CAR HAULER STANDARD EQUIPMENT



PRODUCT CODE	145-1210	145-1211	145-3210	145-3211
CAPACITY				
Gross kg	2,600	2,600	2,600	2,600
Load kg	2,069	2,069	2,031	2,031
Unladen trailer weight kg	531	531	569	569
DIMENSIONS				
Load bed length m A	4.00	4.00	4.90	4.90
Load bed width m B	2.00	2.00	2.00	2.00
Overall trailer length m C	5.58	5.58	6.48	6.48
Overall trailer width m D	2.44	2.44	2.44	2.44
Bed load height m (unladen with standard 12" wheels fitted) E	0.43	0.43	0.43	0.43
Towball height (loaded with standard 12" wheels fitted, centre of towball) m	0.47	0.47	0.47	0.47
RUNNING GEAR				
Axles	2	2	2	2
Wheel / tyre size	12" (155/70)	13" (165 R13)	12" (155/70)	13" (165 R13)
Jockey wheel, serrated type, side clamped, central position	●	●	●	●
REAR LOADING				
Low profile 1.7m loading ramps feature useful lifting handles for easy handling.	●	●	●	●
EXTERIOR				
Coloured body trim - Jet black	●	●	●	●
TRAILER LIGHTING				
12V LED trailer lighting - front marker lamps, stop, tail, indicators and registration plate (fog and reverse lamps are roundpoint style 12V filament bulb)	●	●	●	●
WARRANTY				
5 year extended chassis warranty	●	●	●	●
PRICE				
£ ex vat	1,959	1,919	2,109	2,059

CAR HAULER

OPTIONAL EQUIPMENT

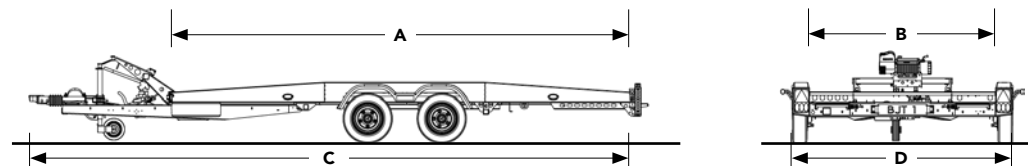
	145-1210 145-3210	145-1211 145-3211
WHEELS	£ ex vat	
Steel spare wheel/tyre and carrier, chassis mounted	109	99
Alloy spare wheel/tyre and carrier, chassis mounted – (12" Style B2 - Silver) + safety locking wheel bolts	174	—
Alloy spare wheel/tyre and carrier, chassis mounted – (12" Style B2 - Anthracite, diamond cut) + safety locking wheel bolts	226	—
Alloy wheels – (4 x 12" Style B2 - Silver) + safety locking wheel bolts	259	—
Alloy wheels – (4 x 12" Style B2 - Anthracite, diamond cut) + safety locking wheel bolts	469	—
WINCHES		
Manually operated winch with steel cable, auto-brake mechanism and roller guide	269	269
OPERATION		
Hydraulic tilt-bed operation for lowest loading angle	499	499
LOADING OPTIONS		
Race Pack - includes assistor ramps and deck pads for ultra-low ground clearance cars	179	179
Rear support stands, side clamped drop down type (for use with non-tilting beds only)	69	69
DECKING		
Centre deck option, featuring durable and strong anti-slip deck phenol ply (factory fit only)	179	179
LIGHTING		
Upgrade rear LED unit (brake, tail and indicator) to individual roundpoint style lamps, 12V bulbs	109	109
Upgrade rear LED unit (brake, tail and indicator) to individual roundpoint style lamps, 12V LED	209	209
STORAGE		
Tyre storage and transport rack - high level rack with securing system and locking cable	419	419
LOAD RESTRAINT		
Wheel chocks (pair) bolted adjustable positions - lower profile designed for sports cars	69	69
SECURITY		
Cast steel coupling head + integral high security lock	79	79

See page 24 for details of additional security, safety and load restraint options which are available on all of our ranges.

CAR TRANSPORTER

HI-MAX

STANDARD EQUIPMENT



PRODUCT CODE	180-1000	180-2000
CAPACITY		
Gross kg	3,500	3,500
Load kg	2,780	2,760
Unladen trailer weight kg	720	740
DIMENSIONS		
Load bed length m A	5.00	5.00
Load bed width m B	1.95	1.95
Overall trailer length m C	6.53	6.53
Overall trailer width m D	2.31	2.31
Towball height (loaded, centre of towball) m	0.40	0.40
WHEELS		
Spare wheel	●	●
Heavy duty jockey wheel	●	●
REAR LOADING		
Loading ramps with glide out operation (2.0m for fixed bed and 1.0m for tiltbed)	●	●
SECURITY		
Cast steel coupling head + integral high security lock	●	●
OPERATION		
Hydraulic tiltbed	—	●
WARRANTY		
5 year extended chassis warranty	●	●
PRICE		
£ ex vat	3,419	3,709

HI-MAX

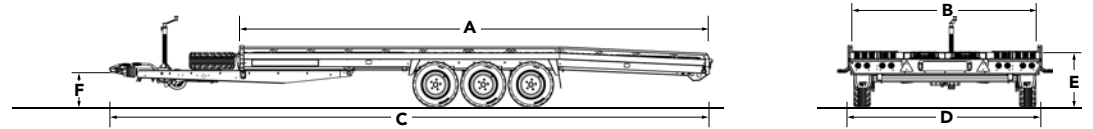
OPTIONAL EQUIPMENT

WHEELS	£ ex vat
Alloy wheels – (12" Style B2 - Silver) + safety locking wheel bolts plus steel spare wheel	259
Alloy wheels – (12" Style B2 - Silver) + safety locking wheel bolts plus alloy spare wheel	329
Alloy wheels – (12" Style B2 - Anthracite, diamond cut) + safety locking wheel bolts plus steel spare wheel	469
Alloy wheels – (12" Style B2 - Anthracite, diamond cut) + safety locking wheel bolts plus alloy spare wheel	579
WINCHES	
Manual winch 2 speed – centre pull	269
Manual winch 2 speed – fully adjustable	389
Electric winch HD-Pro 8,000lb - Fully adjustable position with remote switch control	659
Portable power pack, with charger and Anderson twin pin plug connector	239
DECKING	
Centre deck with strap storage box	349
LOAD RESTRAINT	
Wheel chocks, pair of individually adjustable position in front of bed area	109

See page 24 for details of additional security, safety and load restraint options which are available on all of our ranges.

T TRANSPORTER

T-TRANSPORTER STANDARD EQUIPMENT



MODEL	T4 TRANSPORTER			T6 TRANSPORTER										
PRODUCT CODE	230-5442	230-5443	230-6443	230-5452	230-5453	230-5463	230-6452	230-6453	230-6462	230-6463	230-6552	230-6553	230-6562	230-6563
CAPACITY														
Gross kg	3,500	3,500	3,500	3,500	3,500	3,500	3,500	3,500	3,500	3,500	3,500	3,500	3,500	3,500
Load kg	2,670	2,665	2,615	2,668	2,663	2,650	2,618	2,612	2,605	2,601	2,618	2,612	2,605	2,601
Unladen trailer weight kg	830	835	885	832	837	850	882	888	895	899	882	888	895	899
DIMENSIONS														
Load bed length m A	5.00	5.00	5.50	5.00	5.00	5.00	5.50	5.50	5.50	5.50	5.50	5.50	5.50	5.50
Load bed width m B	2.07	2.22	2.22	2.07	2.22	2.22	2.07	2.22	2.07	2.22	2.07	2.22	2.07	2.22
Overall trailer length m C	6.56	6.56	7.07	6.56	6.56	6.56	7.07	7.07	7.07	7.07	7.07	7.07	7.07	7.07
Overall trailer width m D	2.13	2.28	2.28	2.13	2.28	2.28	2.13	2.28	2.13	2.28	2.13	2.28	2.13	2.28
Bed load height m E	0.64	0.64	0.64	0.61	0.61	0.64	0.61	0.61	0.64	0.64	0.61	0.61	0.64	0.64
Tow-ball height (loaded) m F	0.39	0.39	0.39	0.39	0.39	0.39	0.39	0.39	0.39	0.39	0.39	0.39	0.39	0.39
RUNNING GEAR														
Axles	2	2	2	3	3	3	3	3	3	3	3	3	3	3
Wheel / tyre size	12" (195/60)	12" (195/60)	12" (195/60)	10" (195/55)	10" (195/55)	12" (195/60)	10" (195/55)	10" (195/55)	12" (195/60)	12" (195/60)	10" (195/55)	10" (195/55)	12" (195/60)	12" (195/60)
Spare wheel	●	●	●	●	●	●	●	●	●	●	●	●	●	●
EXTERIOR														
Body trim, 4 colour choices - Sargasso blue, Poppy red, Arcelor anthracite or Jet black	●	●	●	●	●	●	●	●	●	●	●	●	●	●
LOADING														
Tilt-bed - hydraulic operation	○	○	○	○	○	○	○	○	○	○	●	●	●	●
Tail panel, full width	—	—	—	—	—	—	—	—	—	—	●	●	●	●
High grip punched ramps - rear, 1.8m (not available on tail panel equipped T6 trailers)	●	●	●	●	●	●	●	●	●	●	—	—	—	—
SECURITY														
Cast steel coupling head + integral high security lock	●	●	●	●	●	●	●	●	●	●	●	●	●	●
WARRANTY														
5 year extended chassis warranty	●	●	●	●	●	●	●	●	●	●	●	●	●	●
PRICE														
£ ex vat	3,618	3,888	4,248	4,168	4,448	4,498	4,518	4,798	4,558	4,838	4,969	5,249	5,009	5,299

T-TRANSPORTER

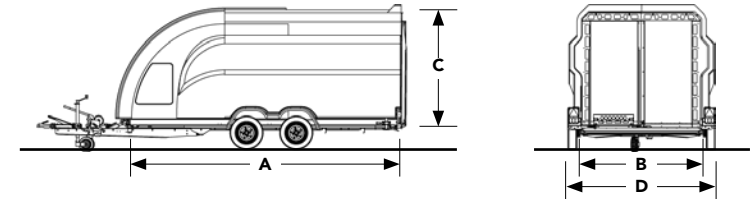
OPTIONAL EQUIPMENT

	T4 TRANSPORTER	T6 TRANSPORTER
WHEELS	£ ex vat	
Alloy wheels – (10" Style B2 - Silver) + safety locking wheel bolts plus steel spare wheel	—	379
Alloy wheels – (10" Style B2 - Silver) + safety locking wheel bolts plus alloy spare wheel	—	449
Alloy wheels – (10" Style B2 - Anthracite, diamond cut) + safety locking wheel bolts plus steel spare wheel	—	699
Alloy wheels – (10" Style B2 - Anthracite, diamond cut) + safety locking wheel bolts plus alloy spare wheel	—	819
Alloy wheels – (12" Style B2 - Silver, 5.5J) + safety locking wheel bolts plus steel spare wheel	509	779
Alloy wheels – (12" Style B2 - Silver, 5.5J) + safety locking wheel bolts plus alloy spare wheel	639	899
Alloy wheels – (12" Style B2, 5.5J- Anthracite, diamond cut) + safety locking wheel bolts plus steel spare wheel	719	1,099
Alloy wheels – (12" Style B2, 5.5J- Anthracite, diamond cut) + safety locking wheel bolts plus alloy spare wheel	899	1,279
WINCHES		
Manual winch kit, auto-braked + free spool - Includes central pulley system - not compatible with cross over loading ramps	299	299
Electric winch kit, 4500 lb drag capacity, 12V, wander lead remote control, no power system (see below for details of power pack)	489	489
HD electric winch kit, 8000lb drag capacity, 12V, wander lead remote control, no power system (see below for details of power pack)	679	679
Power pack, portable HD 12V for electric winch - supplied with quick coupling Anderson connectors	239	239
OPERATION		
Hydraulic tilt-bed operation (standard on T6 trailers with tail panel)	499	499
LOADING OPTIONS		
High grip punched ramps - rear, 1.0m (not available on tail panel equipped T6 trailers)	NCO	NCO
High grip punched ramps - rear, 2.3m (not available on tail panel equipped T6 trailers)	60	60
High grip punched cross over loading ramps - front, 1.8m (not available on tail panel equipped T6 trailers)	279	279
Lightweight assistor ramps (pair) – ultra low loading facility (not compatible with front loading ramps due to the shared storage location unless supplied loose and stored in the towing vehicle)	289	289
Swivel jockey mounting kit, required for cross over loading operation	179	179
Rear support stands with kick down operation	109	109
DECKING		
Deck slick pads x4, red	89	89
LIGHTING		
LED lighting kit, check compatibility of towing vehicle electrics with trailer LED lamps (indicators)	209	209
SIDE OPTIONS		
Headboard, removable - brush sealed bottom edge for winch operation	219	219
STORAGE		
Storage box, central bed location, fitted	189	189
High level tyre storage and transport rack with securing system and locking cable	419	419
LOAD RESTRAINT		
Wheel chocks, pair (red), fully adjustable, professional system engages into trailer chassis	99	99

See page 24 for details of additional security, safety and load restraint options which are available on all of our ranges.

SPRINT SHUTTLE

SPRINT SHUTTLE STANDARD EQUIPMENT



PRODUCT CODE	310-3000	310-3100	310-3300
CAPACITY			
Gross kg	2,000	2,000	2,600
Load kg	1,300	1,270	1,810
Unladen trailer weight kg	700	730	790
DIMENSIONS			
Load bed length m A	4.30	4.30	4.30
Load bed width m B	1.89	1.89	1.89
Overall trailer length m	5.79	5.79	5.79
Internal height m C	1.71	1.71	1.71
Overall trailer width m D	2.30	2.30	2.30
Towball height (loaded, centre of towball) m	0.40	0.40	0.40
OPERATION			
Hydraulic tiltbed	—	—	●
Loading ramp / rear doors	●	●	●
LOADING, SECURITY			
Wheel chocks – pair	○	●	●
Tie-down straps - blue, set of 4 x wheel 'sling' straps, 2500 DaN/Kg	○	●	●
Cast steel coupling head + integral high security lock	○	●	●
WINCH			
Manual winch 2 speed, steel cable and roller guide	○	●	●
EXTERIOR			
Body colour rear doors	—	●	●
Front access hatches on each side – pair	●	●	●
WARRANTY			
5 year extended chassis warranty	●	●	●
PRICE			
£ ex vat	6,669	7,449	7,819

SPRINT SHUTTLE

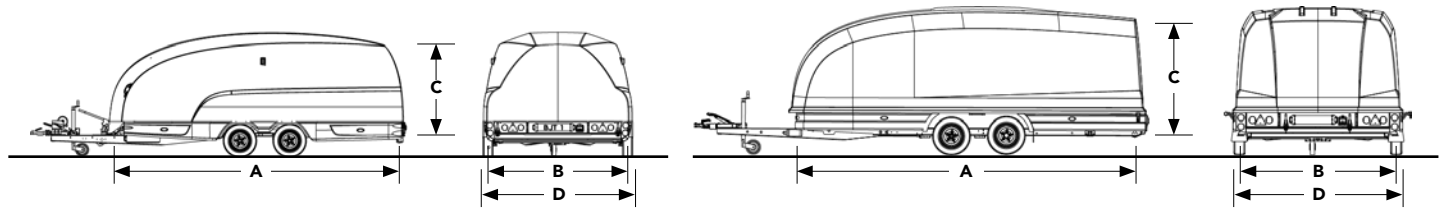
OPTIONAL EQUIPMENT

	310-3000	310-3100	310-3300
WHEELS			
	£ ex vat		
Alloy wheels – (12" Style B2 - Silver) + safety locking wheel bolts plus steel spare wheel	259	259	259
Alloy wheels – (12" Style B2 - Silver) + safety locking wheel bolts plus alloy spare wheel	329	329	329
Alloy wheels – (12" Style B2 - Anthracite, diamond cut) + safety locking wheel bolts plus steel spare wheel	469	469	469
Alloy wheels – (12" Style B2 - Anthracite, diamond cut) + safety locking wheel bolts plus alloy spare wheel	579	579	579
WINCHES			
Manual winch 2 speed, steel cable and roller guide	239	●	●
Electric winch kit, 4500 lb drag capacity, 12V, wander lead remote control, no power system (see below for details of power pack)	489	389	389
Power pack, portable HD 12V for electric winch - supplied with quick coupling Anderson connectors	239	239	239
STORAGE			
Fuel can storage box for 2 x 20 litre jerry cans	199	199	199
Fuel can storage box for 4 x 20 litre jerry cans	219	219	219
High level tyre storage and transport rack with securing system and locking cable	459	459	459
LOAD RESTRAINT			
Wheel chocks - pair	89	●	●
SECURITY			
Cast steel coupling head + integral high security lock	79	●	●

See page 24 for details of additional security, safety and load restraint options which are available on all of our ranges.

RACE SHUTTLE

RACE SHUTTLE 2 and 3 STANDARD EQUIPMENT.



MODEL	RACE SHUTTLE 2				RACE SHUTTLE 3		
	300-1000	300-1001	300-1010	300-1011	330-1010	330-1011	330-1021
PRODUCT CODE							
CAPACITY							
Gross kg	2,000	2,000	2,600	2,600	2,600	2,600	3,000
Load kg	1,209	1,189	1,809	1,789	1,669	1,649	2,049
Unladen trailer weight kg	791	811	791	811	931	951	951
DIMENSIONS							
Load bed length m A	4.30	4.30	4.30	4.30	4.70	4.70	4.70
Load bed width m B	1.95	1.95	1.95	1.95	1.95	1.95	1.95
Overall trailer length m	5.82	5.82	5.82	5.82	6.20	6.20	6.20
Internal height m C	1.53	1.53	1.53	1.53	1.60	1.60	1.60
Overall trailer width m D	2.30	2.30	2.30	2.30	2.30	2.30	2.30
Towball height (loaded, centre of towball) m	0.40	0.40	0.40	0.40	0.40	0.40	0.40
OPERATION							
Fixed bed	●	—	●	—	●	—	—
Hydraulic tiltbed	—	●	—	●	—	●	●
REAR LOADING							
Loading ramps 2.00m	●	●	●	●	●	●	●
SECURITY							
Cast steel coupling head + integral high security lock	●	●	●	●	●	●	●
STORAGE							
Storage pockets in sides	—	—	—	—	●	●	●
EXTERIOR							
Dark grey lower bodywork	●	●	●	●	●	●	●
White high gloss GRP upper body	●	●	●	●	●	●	●
INTERIOR							
LED illumination. Background lighting.	●	●	●	●	●	●	●
WARRANTY							
5 year extended chassis warranty	●	●	●	●	●	●	●
PRICE							
£ ex vat	6,099	6,609	6,529	7,029	7,579	8,099	8,359

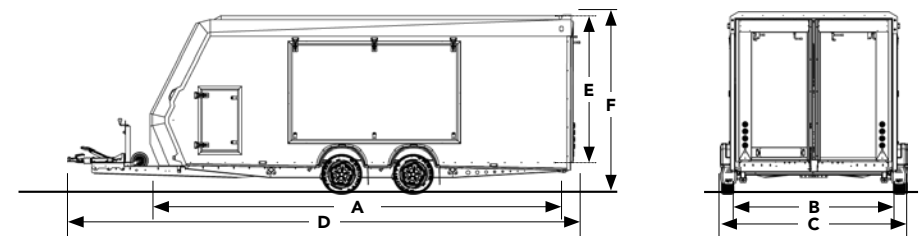
RACE SHUTTLE 2 and 3

OPTIONAL EQUIPMENT

WHEELS	£ ex vat
Alloy wheels – (12" Style B2 - Silver) + safety locking wheel bolts plus steel spare wheel	259
Alloy wheels – (12" Style B2 - Silver) + safety locking wheel bolts plus alloy spare wheel	329
Alloy wheels – (12" Style B2 - Anthracite, diamond cut) + safety locking wheel bolts plus steel spare wheel	469
Alloy wheels – (12" Style B2 - Anthracite, diamond cut) + safety locking wheel bolts plus alloy spare wheel	579
WINCHES	
Manual winch 2 speed, steel cable and roller guide	269
Electric winch kit, 4500 lb drag capacity, 12V, wander lead remote control, no power system (see below for details of power pack)	489
Power pack, portable HD 12V for electric winch - supplied with quick coupling Anderson connectors	239
LOADING OPTIONS	
Loading ramps upgrade - (Race Shuttle 2, 2.3m) (Race Shuttle 3, 2.4m)	139
STORAGE	
Tyre rack + fuel storage station (check suitability for saloon car transportation as clearance under rack is reduced)	519
LOAD RESTRAINT	
Adjustable wheel stop bar – quick release	129

See page 24 for details of additional security, safety and load restraint options which are available on all of our ranges.

RACE SPORT STANDARD EQUIPMENT



PRODUCT CODE	340-4500	340-5000	340-5010	340-5510
CAPACITY				
Gross kg	2,600	2,600	3,000	3,000
Load kg	1,550	1,480	1,860	1,810
Unladen trailer weight kg	1,050	1,120	1,140	1,190
DIMENSIONS				
Load bed length m A	4.50	5.00	5.00	5.50
Load bed width m B	2.00	2.00	2.00	2.10
Overall trailer width m C	2.38	2.38	2.38	2.48
Overall length m D	6.06	6.56	6.56	7.06
Internal height (min aperture) m	1.77	1.77	1.77	1.77
Internal height (to roof) m E	1.82	1.82	1.82	1.82
Overall trailer height m F	2.25	2.25	2.25	2.25
Tow-ball height (loaded) m	0.40	0.40	0.40	0.40
RUNNING GEAR				
Axles	2	2	2	2
Wheel / tyre size	12" (155/70)	12" (155/70)	12" (155/70)	12" (155/70)
Spare wheel	●	●	●	●
STANDARD FEATURES				
Rear support legs	●	●	●	●
Front access hatch, left and right (Dimensions 4.5m and 5.0m = 0.85m (H) x 0.5m (W), 5.5m = 1.25m (H) x 0.5m (W))	●	●	●	●
'Gullwing' side doors, left and right	●	●	●	●
Twin rear door/ramps with fold-out assistor ramps	●	●	●	●
Centre tray	—	—	—	●
Daylight roof, full length	●	●	●	●
Punched hi-grip deck left and right	●	●	●	●
Front work shelf	●	●	●	●
Jockey wheel, auto retractable – standard HD	●	●	●	●
WARRANTY				
5 year extended chassis warranty	●	●	●	●
PRICE				
£ ex vat	7,699	7,839	8,289	9,139

RACE SPORT

OPTIONAL EQUIPMENT


WHEELS	£ ex vat
Alloy wheels – (12" Style B2 - Silver) + safety locking wheel bolts plus steel spare wheel	259
Alloy wheels – (12" Style B2 - Silver) + safety locking wheel bolts plus alloy spare wheel	329
Alloy wheels – (12" Style B2 - Anthracite, diamond cut) + safety locking wheel bolts plus steel spare wheel	469
Alloy wheels – (12" Style B2 - Anthracite, diamond cut) + safety locking wheel bolts plus alloy spare wheel	579
WINCHES	
Electric winch, 12V operation with steel wire cable, roller fairlead and cable connected remote control - on-board battery	369
OPERATION	
Jockey wheel upgrade, auto retractable – premium HD	99
DECKING	
Deck Slick Pads x4, protects soft compound race tyres	89
LIGHTING	
LED Lighting kit - rear lights, check compatibility of towing vehicle electrics with trailer LED lamps (indicators)	209
STORAGE	
Tyre storage and transport rack - high level rack with securing system	309
Front storage - for 20 litre jerry can x 2 + shelves	119
Aluminium side storage racks	209
Aluminium lid kit for centre tray (available on 340-5510 model only)	189
INTERIOR	
Interior light pack, x2 LED Mini strips, centrally mounted overhead	189
Interior light pack, x4 LED Mini strips, centrally mounted overhead	249
LOAD RESTRAINT	
Wheel chocks, pair (red), fully adjustable, professional system engages into trailer chassis	99
Wheel chock loading assist, full width wheel chock	69
SECURITY	
Cast steel coupling head + integral high security lock	79

See page 24 for details of additional security, safety and load restraint options which are available on all of our ranges.

UNIVERSAL OPTIONS


	TRAILER RANGE										£ ex vat	
	C2 BLUE	C4 BLUE	A2 TRANSPORTER	A4 TRANSPORTER	CAR HAULER	HI-MAX	T-TRANSPORTER	SPRINT SHUTTLE	RACE SHUTTLE 2 and 3	RACE SPORT		
LIGHTING												
7 pin plug to 13 pin socket for towing electrics compatibility	○	○	○	○	○	○	○	○	○	○	○	19
LOAD RESTRAINT												
Tie-down straps - blue, set of 4 x wheel 'sling' straps, 2500 DaN/Kg	○	○	○	○	○	—	—	⊙	○	○	○	119
Tie-down straps - orange, set of 4 x wheel 'sling' straps, 4000 DaN/Kg	—	○	—	○	○	○	○	—	○	○	○	139
Tie-down straps - red, set of 4 x wheel circumference straps, 3000 DaN/Kg	○	○	○	○	○	—	○	—	—	○	○	159
SAFETY												
Wheel safety kit - includes torque wrench, 19mm socket and digital tyre pressure gauge	○	○	○	○	○	○	○	○	○	○	○	69
Suspension dampers (*pricing shown for 1 axle/2 axle/3 axle)	○	○	○	○	○	○	○	○	○	○	○	99/199/289*
Tyre pressure monitoring system – TPMS by TyrePal in-car monitoring with external sensors (*pricing shown for 1 axle/2 axle/3 axle)	○	○	○	○	○	○	○	○	○	○	○	139/189/249*
SECURITY												
Datatag kit, provides an asset database registered transponder	○	○	○	○	○	○	○	○	○	○	○	99
Sure-Track wireless theft recovery tracker device - fitted and monitored by Sure-Track. Asset recovery included.	○	○	○	○	○	○	○	○	○	○	○	449
Trailer security - lockfast bar immobiliser, standard two stud fitting (not compatible with alloy wheels)	○	○	○	○	○	○	○	○	○	○	○	189
Trailer security - lockfast bar immobiliser, HD three stud fitting (not compatible with alloy wheels)	○	○	○	○	○	○	○	○	○	○	○	229

- ⊙ Option fitted as standard on some models in this range, optional for others
- Option available on this range
- Option not available on this trailer range



DELIVERY

DELIVERY CHARGES TO YOUR LOCAL DEALER	OPEN TRAILER	ENCLOSED TRAILER
Region A – England + Wales in £	119	239
Region B – North England + Scotland in £	159	289
Region C – Highlands in £	199	329
Northern Ireland	Additional charges may apply	



“QUALITY IS NEVER AN ACCIDENT.
IT IS ALWAYS THE RESULT OF
INTELLIGENT EFFORT.” JOHN RUSKIN

BRIAN JAMES TRAILERS

» Connected to you



NOTES

All images used are for illustrative purposes only and may show non-standard equipment and finishes.
All products are subject to change without prior notice due to our continuous development programme.

www.brianjames.co.uk

© BRIAN JAMES TRAILERS LIMITED

Edition 2020Q4-CTUK-PL01

Brian James Trailers Limited.
Sopwith Way, Drayton Fields Industrial Estate
Daventry, Northampton, NN11 8PB

T + 44 (0)1327 308 833

For more information please call or visit our website.

www.brianjames.co.uk

